



QUICK SPECS

VT SVC
 Hackney Emergency Vehicle Group
 Washington, NC 27889
 252-946-6521
 800-763-0700



Exp. Date: 02/11/2010
Quote No: E1859-0001
Job/Order No: 10F20048
BODY: SR100 SERVICE RESCUE - revised 01/10

04/14/2010

Page 1

PART NO	QTY	DESCRIPTION	S
	1	== SERVICE RESCUE - revised 01/10 - 1.001 ==	
00-00-0000	1	===QW Release - Effective 01/05/10===	
	1	CAB AND CHASSIS	
10-04-5226	1	FORD F-550 - 2-DR EXT/4WD - 84"CA XL trim level Prep Package: 47A Emergency Vehicle Engine: 6.4L OHV Power Stroke 325hp turbo diesel; 600 lb-ft @2000 rpm Transmission: Torqshift Electronic 5-spd automatic Front Axle: 7000# DanaSuper 60, mono-beam Rear Axle: 13,660# Dana S110; 4.88 axle ratio; limited slip differential Tires: LT225/70Rx19.5G BSW AS Type of seats: Individual HD vinyl bucket seats Alternator (factory installed): Dual - (1) 200-amp/(1) 120-amp Air Conditioner Power Equipment Group; power door locks; power side windows; trailer tow with power heated glass; heated convex spot mirror; integrated clearance lights/turn in mirrors XL Decor Group: chrome front bumper; dual beam jewel effect headlamps; underhood engine compartment light Ext. Color: Red Int. Color: Gray	S
	1	CHASSIS RELATED OPTIONS	
10-19-0000	1	FLUID LEVEL DATA PLATE Metallic plate with engraved data	
10-19-1025	1	"MUST BE SEATED AND BELTED" - WARNING PLATE -- "Must be seated and belted" according to NFPA 1901, section 14.1.3.5 (P/N 805129) -- On cab dash visible to driver and crew	
10-19-1045	1	WARNING PLATE - VEHICLE SPECIFICATION DATA It shall have a verbal warning indication for the following vehicle specification data in compliance with NFPA 1901-2009, section 12.1.5.1 and section 14.1.2 : - Vehicle Height - Vehicle Length - Gross Vehicle Weight Rating (GVWR) - Vehicle Occupancy Maximum Location: cab dash visible to driver and crew	
10-19-1075	1	"DO NOT WEAR HELMET WHILE SEATED" - WARNING PLATE -- installed visible to each seating position -- warning label to indicate "DO NOT WEAR HELMET WHILE SEATED" -- required in compliance with NFPA 1901-2009, Section 14.1.8.4.3	
10-41-0000	2	HOLDER - UNIVERSAL HELMET - ZIAMATIC (EA) -- Ziamatic P/N #UHH-1 univaler helmet holder	

PART NO	QTY	DESCRIPTION	S
		-- required by NFPA 1901-2009, Section 14.1.11.2	
		Location(s): Mount at final sale of unit	
10-99-2510	1	EXHAUST PIPE EXTENSION - FORD SUPER-DUTY - required to extend tailpipe from inside of frame rail to outer edge of body on cab/chassis equipped with 2007 and later emissions engines - Hackney P/N #816264	
11-16-0200	1	BATTERY CONDITIONER - PROGRESSIVE DYNAMICS 45-AMP -- PD9245C Conditioner with built-in Charge Wizard -- 45 amp - Single battery system - will charge up to (3) batteries and hand-lights simultaneously -- Input - 120v Weight: 4.5 lbs. Conditioner Location: S-1/C-1 centered o forward wall as high as possible	
11-17-0000	1	SHOREPOWER INLET, 20 AMP W/COVER & FEMALE PLU -- NEMA L5-20FI flanged inlet provided with a gray flanged cover -- Includes shorepower data label - Hackney P/N #813380 Location of Inlet: Left (street) side rear wheel well area forward of rear wheels	
11-31-5000	2	ENGINE COMP'T LIGHT W/SWITCH - 5" (EA) -- NFPA 1901 Requirement Location(s): one (1) roadside (left) and curbside (right) of the engine	
11-33-0105	1	STEP LIGHTS - LED FRONT CAB DOOR (PR) - LIGHT DUTY -- individual white at each cab door -- Automatically activated when left and right front cab doors are opened and (when applicable) respective side scene lights are activated	
12-00-1000	1	MUD FLAPS, FRT (PR) BLACK RUBBER	
12-10-6503	1	CAB STEP BARS - F550 2DR EXTENDED - BLACK NerfBar-Direct.com -- Westin 3" Signature Series	
12-50-2025	1	HUB/LUG COVERS - SST - LIGHT DUTY CHASSIS - 4WD -- Hackney P/N #813646 rear; 813181 front; 813647 nut covers (32) - Phoenix brand	
12-55-0000	1	VALVE STEM EXTENSIONS, REAR AXLE - SST (PR) Phoenix #AML1 - Hackney P/N 806990	
12-57-0002	1	TIRE PRESSURE MONITORING - ACCU-PRESSURE CAP - 6-WHL	
15-30-SPEC	1	FRONT GRILL GUARD WARN TRANS4MER BLACK -- Warn Trans4mer System (grille guard P/N #75810; receiver tube P/N #29397; brush guard P/N #75850)	X
16-10-1510	1	TOW EYE PLATES - REAR - BLACK (PR) -- Bolted to frame channels extending through rear body panel -- Powder-coated black -- 5"H x 1" thick with 3" diameter hole	
	1	BODY and FRAME OPTIONS	
20-01-0050	1	BODY CONSTRUCTION - SERVICE RESCUE -- 100% aluminum construction - 10 year structural warranty -- All compartments rated at a minimum of 2300 lbs load capacity each -- 3/16" smooth aluminum reinforced floors in tall compartments, with rearward drop and one-way compartment drain bladder to prevent water build-up in comp'ts -- 3/16" smooth aluminum reinforced wheelhouse compartment floor -- All compartments with roll-up doors, painted to match body & cab with integral door tracks - compartment interior width equal to door pass-thru -- Bright aluminum tread plate roof welded around perimeter -- .190 smooth aluminum front and rear covers -- No blunt or formed edges	S

PART NO	QTY	DESCRIPTION	S
20-11-1817	1	BODY - SR0958 - 38/24/40/40 - 84"CA - F-550 2-DR EXT/4WD Streetside (Left) COMPARTMENT DIMENSIONS: S1 - 33.5" WIDE X 50.8" HIGH X 21.5/91"DEEP S2 - 21" WIDE X 50.8" HIGH X 19.5"/21.5"DEEP S3 - 37" WIDE X 32.5" HIGH X 21.5" DEEP S4 - 35.5" WIDE X 50.8" HIGH X 19.5/21.5" DEEP COMPARTMENT OPENING DIMENSIONS: S1 - 30.5" WIDE X 45.5" HIGH S2 - 18" WIDE X 45.5" HIGH S3 - 34" WIDE X 20.5" HIGH S4 - 32.5" WIDE X 45.5" HIGH Curbside (Right) COMPARTMENT DIMENSIONS: C1 - 33.5" WIDE X 50.8" HIGH X 21.5/91"DEEP C2 - 21" WIDE X 50.8" HIGH X 19.5"/21.5"DEEP C3 - 37" WIDE X 32.5" HIGH X 21.5" DEEP C4 - 35.5" WIDE X 50.8" HIGH X 19.5/21.5" DEEP COMPARTMENT OPENING DIMENSIONS: C1 - 30.5" WIDE X 45.5" HIGH C2 - 18" WIDE X 45.5" HIGH C3 - 34" WIDE X 20.5" HIGH C4 - 32.5" WIDE X 45.5" HIGH Compartment Schedule: (interior dimensions) Rear: -- B-1: 48"WIDE x 41.8"HIGH x 104"DEEP (Open Bed)	S
	1	BODY OPTIONS	
20-70-2110	8	DOOR, ROLL-UP SHUTTER - CUSTOM -- includes front roll type; recessed track style; standard sill plate; drip rail with -- V-seal; standard bottom rail; brushed finish; 12-volt door ajar switches; manual lock with 1250 key option -- LED strip lighting	S
20-70-2120	8	DOOR FINISH - BRUSHED TEXTURE ILOS ANODIZED (EA)	S
20-71-0310	1	FENDERETTES, BLACK RUBBER (PR)	
20-72-2000	1	FUEL FILLER W/HINGED ACCESS DOOR - CPI - LIGHT DUTY -- For Light Duty applications only -- Hackney P/N #803559 -- CPI P/N #FG2103-1-238-N -- Dimensions: 7"W x 7" (includes 2.38" fill hole) -- polished flange with directional grind finish on door	
20-72-3000	1	DIESEL FUEL ONLY LABEL -- Hackney P/N #65116 -- sub-surface screen printed polycarbonate label with chrome trim bezel installed adjacent to the fuel fill	
	1	EXTERIOR BODY OPTIONS	
22-21-0050	1	CRASH RAILS - C-CHANNEL LOWER SIDE BODY (set of 4) Silver power-coated -- Stainless steel fasteners -- Nylon washer isolators	S
22-25-2500	1	BUMPER, REAR STEP BRIGHT TREAD PLATE W/RECESS -- 22" center section recessed to within 5" off body -- Use when Class V hitch or rear mounted fill station is specified	
22-25-5500	1	SIGN - "DANGER - DO NOT RIDE ON REAR STEP" -- Hackney P/N #806463 -- sub-surface screen printed polycarbonate label with chrome trim bezel -- Affix over rear step bumper	

PART NO	QTY	DESCRIPTION	S
		-- "DANGER - DO NOT RIDE OR STAND ON REAR BUMPER/STEP WHILE VEHICLE IS IN MOTION. DEATH OR SERIOUS INJURY MAY RESULT"	
22-40-3000	1	WHEEL CHOCKS - ZICO AC-2 (EA) LOC: Shipped loose with unit	
22-40-3100	1	WHEEL CHOCK BRACKETS FOR ZICO AC-2 (EA) -- Ziamatic #QCH-2 horizontal holder Location: Left (street) side - fore and aft of rear wheels	
22-50-3000	1	LICENSE FRAME W/LIGHT-SURFACE MNT-CPI C30004 -- Hackney P/N #803502 Location: Centered on rear as per drawing	
22-51-1000	1	MUD FLAPS, REAR (PR) BLACK RUBBER INTERIOR COMPT OPTIONS	
23-11-0500	8	UNISTRUT "C" CHANNEL (set of 4) LOC: One set in each compartment	
23-11-2000	12	SHELVING - SO -- heavy-duty .190 aluminum open-end flange on four sides -- sub-surface screen printed polycarbonate label installed on front shelf flange that reads "WARNING - Maximum Capacity: 500 LBS. - Load must be evenly distributed." - Hackney P/N #818507 Location/Size: -- S-1 (1) 31.5"W x 44"D -- adj -- S-2 (2) 19"W x 20"D -- adj -- S-3 (1) 35"W x 20"D -- adj -- S-4 (2) 33.5"W x 20"D -- adj -- C-1 (1) 31.5"W x 44"D -- adj -- C-2 (2) 19"W x 20"D -- adj -- C-3 (1) 35"W x 20"D -- adj -- C-4 (2) 33.5"W x 20"D -- adj	
		EXTERIOR OPTIONS	
26-00-0150	2	ROOF COMPARTMENT - HOSES & LADDER -Left (street) side: Hose Tray -- full length of roof -- 23/75"W x 12"H -- (2) trays 4"W -- (1) tray 15"W Right (curb) side: Ladder/Hard Suction -- full length of body - fully enclosed -- (2) 5.75"H tunnels -- Lift-up lid over opening	S
26-00-26CV	1	HOSE BED COVER Gray -- Twist-lock buttons around perimeter -- Button-down flap over end	X
		FIRE PUMP OPTIONS	
30-00-7000	1	CAFS - CET SKID - 60CFM - GAS ** Engine: 38 HP Kohler gas @ 3600 RPM Compressor: -- Oil injected piston-type -- 60 cfm @125 psi -- Compressed air is cooled with water cooler -- Belt drive CAFS -- NFPA 126 gpm & 60 CFM @ 125 PSI -- 4 discharge outlets 1-1/2" -- (2) on face of panel	

PART NO	QTY	DESCRIPTION	S
		-- (2) pre-connects -- 1" tank fill line -- 1-1/2" fresh water outlet -- 2-1/2" tank-to-pump, 2-1/2" intake -- Air service line -- Stainless steel control panel Water Pump: -- 160 gpm @ 100 PSI -- Max. flow 250 gpm -- Max. pressure 180 psi -- Single-stage centrifugal pump -- Stainless steel piping Water Tank: 300 gallon poly	
30-30-3100	1	TURRET NOZZLE - AKRON FIREFOX 2" Akron #34630328 -- Class1 flexhose routed from valve to front bumper -- Bumper mounting plate Turret location: Front grill guard Joystick and controls location: Cab console	
	1	PAINT OPTIONS	
40-00-0005	1	PAINT BODY - SERVICE RESCUE - ONE COLOR -- Clear urethane top coat - mirror finish (no "orange peel" effect) COLOR: Red CODE/BRAND: To match cab	S
41-00-0000	1	DO NOT RE-PAINT CAB I acknowledge that I have requested the chassis cab to be painted by the OEM chassis manufacturer the specified color. I understand that Hackney will make every attempt to match the body color to the cab color but can not guarantee an exact color match. I further acknowledge that the finish on the chassis cab may have some orange peel effect and may not not have the same lustre as the body. Signed: _____	
42-10-3100	1	PAINT WHEELS - (6) OUTER SURFACES ONLY -- if selected for single rear axle chassis, the outer surface of the inner rear wheel will be painted in addition to the outer surface of the outer rear wheel and front wheel -- if selected for tandem rear axle or ten (10) wheel tractor trailer, only the outer surface of the outer wheel on each axle will be painted Color: _____	
42-12-0000	1	TOUCH-UP PAINT, ONE QUART COLOR: Red CODE/BRAND: To match cab	
42-90-0500	6	COMPARTMENT COATING - ZOLATONE (per comp't) -- Does not include shelving, trays or other detachable equipment or components -- Note: Fill all seams, rivet heads and between welds Color: White with black spatter	S
42-99-0000	1	UNDERCOATING CAB, FRAME & BODY	
	1	LETTERING and GRAPHICS	
43-20-40CS	1	STRIPE, REFLECTIVE - 8" CUSTOM - Black/Silver - DIAMOND GRADE CHEVRON -- 8" reflective black with (2) 1-1/2" silver strips and "Z" pattern -- Diamond grade rear Chevron	X
	1	12VDC ELECTRICAL OPTIONS	
50-00-SPEC	1	ELECTRICAL SYSTEM - 12V - VISIONPLEX RESCUE -- To have Visionplex electrical system -- Part # 29007-41 -- Electrical panel located in #1, RS bay on forward wall -- Features 10 position switch panel panel mounted in center console -- Engine automatic high idle -- Built in load manager -- Low volt alarm in front of cab console	X

PART NO	QTY	DESCRIPTION	S
		--- TOP ROW: #1 - EMERGENCY RESPONSE #2 - BLOCKING OVERRIDE --- SECOND ROW: #3 - LEFT SCENE #4 - GROUND LIGHTS --- THIRD ROW: #5 - RIGHT SCENE #6 - HIGH IDLE --- FOURTH ROW: #7 - REAR SCENE #8 - COMPT LIGHTS #9 - SPARE #10 - SPARE	
50-05-0000	1	AMP DRAW REPORT - NFPA 1901, Section 9-15 Placed in Owners Manual at time of delivery	
50-10-0012	1	CAB CONSOLE - FLOOR MOUNT - FORD F-550 - VISIONPLEX -- Havis-Shields model #1C-3011 console with model #C-AP-1395-L accessory pocket with lid -- black powder-coated finish -- minimum 13" long x 8" wide carpeted storage compartment with lockable hinged lid -- C-MC - Mike Clip -- C-ML-LP2 - Flexshaft map light and (2) 12VDC power point receptacles Location: cab floor between driver and officer seats	S
50-20-0100	1	BRACKET- HAVIS-SHIELDS SIREN FOR FEDERAL PA300 -- Hackney P/N #813258 -- Havis-Shields #C-EB35-PA3-1P -- required for mounting of Federal Signal PA300 series siren in console	
	1	DOT LIGHTING	
50-40-0100	1	CLEARANCE LIGHTS, LED & REFLECTORS Hackney part # 816056 -- (1) at each front upper corner and (1) at each side front upper corner Hackney part # 816057 -- (1) at each side rear upper corner and (1) at each rear upper corner and (3) centered just above rear bumper	
50-50-0200	1	TAIL LIGHT ASSY - LED STOP/TURN/BACKUP- SOUNDOFF SIGNAL Recessed into rear body panel - -- Individual red LED stop/tail light - ECVO62STT-LD - P/N #813641 -- Individual amber LED turn signal - ECVO62TYA-LD - P/N #813642 -- Individual white LED backup - ECVO62B2W - P/N #813643 -- six (6) chrome dress rings - ECVO6CHRM - P/N #813644	
50-55-0050	1	TRAFFIC ADVISOR - SPLIT W/CONTROLS SoundOff model ETTMLEDSA -- with separate control head LOC: one left and one right of rear body	S
	1	12VDC APPARATUS ILLUMINATION and OPTIONS	
51-10-1810	2	SCENE LIGHT - SIDE - WHELEN 70 LED OPTI-SCENE (EA) -- Whelen #70C0ELZR surface mount LED Opti-Scene light with Whelen #7EFLANGE chrome flange -- Surface mounted on upper left and right side of body Qty. Ea. Side: 1	
51-10-2516	2	SCENE LIGHT - REAR - WHELEN 70 LED OPTI-SCENE (EA) -- Whelen #70C0ELZR surface mount LED Opti-Scene light with Whelen #7EFLANGE chrome flange -- Surface mounted on upper left and right side of body Qty. Ea. Side: 1	

PART NO	QTY	DESCRIPTION	S
51-11-0110	1	SCENE LIGHT - REAR REVERSE ACTIVATED - DURA-MUX	
51-55-1000	1	COMP'T OPEN WARNING & AUTO ACTIVATION Activation switch incorporated into the "Door Open" circuit. In the event a door is not properly closed and/or secured a red blinking light will activate	S
51-56-0100	1	COMP'T OPEN WARNING LIGHT -- Hackney P/N 806426 -- sub-surface screen printed polycarbonate label with chrome bezel that reads "Do not move when light is flashing"	
51-75-1000	5	GROUND LIGHTS (EA) UNDERBODY MOUNTED Location(s): -- (1) ea. forward of left & right rear wheel -- (1) ea. aft of left & right rear wheels -- (1) under rear step bumper Activated by switch on console	
	1	NFPA 1901 WARNING LIGHTS	
	1	LIGHT BARS	
54-01-1600	1	WHELEN LFL LIBERTY SLN2QLED - 54" LIGHT BAR Location: Cab roof Lens Color: Clear LED Color(s): R/R/C/R/R/C/R/R	
	1	LOWER ZONE A - FRONT CAB WARNING LIGHTS	
54-10-0709	1	WHELEN M7RC LINEAR SUPER-LED (2) -- Whelen M7RC red linear Super-LED warning light with M7FC chrome flange Locations: - one (1) roadside (left) and curbside (right) of the cab grille LED Color: Red Lens: Clear	S
	1	LOWER ZONE B/D - CAB INTERSECTION WARNING LIGHTS	
54-20-0811	1	WHELEN M4RC LINEAR SUPER-LED (2) -- Whelen M4RC red linear Super-LED warning light with M4FC chrome flange Locations: - one (1) roadside (left) and curbside (right) of the front cab fenders as low as possible as per drawing LED Color: Red Lens: Clear	
	1	LOWER ZONE B/D - LOWER SIDE BODY WARNING LIGHTS	
54-21-0809	1	WHELEN M4RC LINEAR SUPER-LED (4) -- Whelen M4RC red linear Super-LED warning light with M4FC chrome flange Locations: SS/CS Body fender forward of rear wheels as per drawing LED Color: Red Lens: Clear	
	1	LOWER ZONE C - REAR BODY WARNING LIGHTS	
54-25-3011	1	WHELEN M7RC LINEAR SUPER-LED (2) -- Whelen M7RC red linear Super-LED warning light with M7FC chrome flange Location: lower rear body panel, one (1) roadside (left) and curbside (right) LED Color: Red Lens: Clear	
	1	UPPER ZONE B/D - SIDE BODY WARNING LIGHTS	

PART NO	QTY	DESCRIPTION	S
54-30-0686	1	WHELEN M7RC LINEAR SUPER-LED (4) -- Whelen M7RC red linear Super-LED warning light with M7FC chrome flange Locations: Upper header as per drawing LED Color: Red Lens: Clear	
54-31-0486	1	UPPER ZONE C - REAR BODY WARNING LIGHTS WHELEN M7RC LINEAR SUPER-LED (2) -- Whelen M7RC linear Super-LED light with a M7FC chrome flange Location: upper rear body panel, (1) roadside (left) and (1) curbside (right) LED Color: Red Lens: Clear	
55-20-1000	1	SIRENS and SPEAKERS SIREN - FEDERAL ELECTRONIC - PA300MSC -- includes hard-wired PA microphone LOC: Cab console	
55-40-2200	1	SPEAKER, SIREN - FEDERAL ES100 DYNAMAX Location: top center of grille guard	S
57-30-5000	1	12VDC MISCELLANEOUS OPTIONS ANTENNA COAXIAL W/CONNECTOR - MOTOROLA 17' -- PL259 soldered on at the interior termination point -- 1-1/8" brass base for Motorola antenna on exterior roof Termination Point - EXT: Centered behind cab lightbar Termination Point - INT: Cab console	
58-50-1000	1	12VDC POWER STRIP - (6) TERMINALS - CAB Blue Seas - Fuse Block ATO - 6-circuit with ground #196977474 -- Clear insulating cover -- Copper buses and fuse clips -- 30-amp rating per circuit -- Accepts ATC blade type fuses and plug-in circuit breakers 8-ga primary power cable LOC: Cab console	
59-00-1000	1	BACK-UP ALARM - FEDERAL 210333	
89-15-0200	1	MISCELLANEOUS EQUIPMENT and SERVICES FIRE EXTINGUISHER - 20A-80B:C - NFPA REQ'D - Hackney P/N #802640 Location: Ship Loose (w/bracket) <<if applicable>>	
89-15-1000	1	FIRE EXTINGUISHER - 2-1/2 GAL PRESSURIZED WAT - Hackney P/N #802643 Location: Ship Loose (w/bracket) <<if applicable>>	
89-99-9600	1	DOT SAFETY KIT Place in cab at time of delivery for DOT compliance. -- Includes: Triangle Marker set; (1) flashlight; (1) 2-1/2# BC extinguisher	
99-00-5101	1	FINAL QC - LIGHT RESCUE	
99-01-1000	1	MANUAL, HACKNEY OWNERS W/SCHEMATICS	

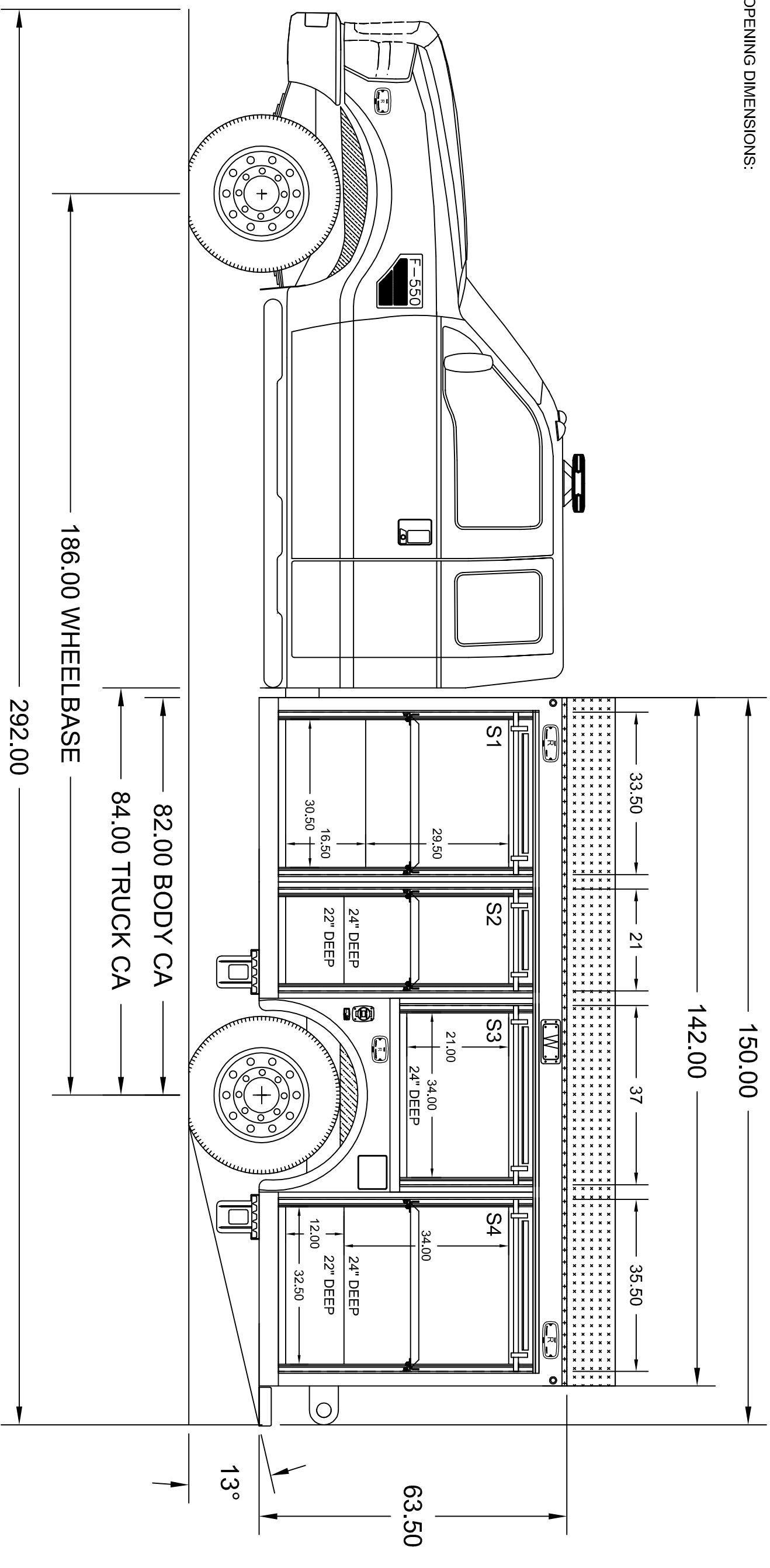
STREETSIDE (LEFT)

COMPARTMENT DIMENSIONS:

- S1 - 37.5" WIDE X 57.5" HIGH X 22"/90" DEEP
- S2 - 23.5" WIDE X 57.5" HIGH X 22"/90" DEEP
- S3 - 39.5" WIDE X 37.5" HIGH X 24" DEEP
- S4 - 39.5" WIDE X 57.5" HIGH X 22/24" DEEP

COMPARTMENT DOOR CLEAR OPENING DIMENSIONS:

- S1 - 30.5" WIDE X 45.5" HIGH
- S2 - 18" WIDE X 45.5" HIGH
- S3 - 34" WIDE X 25.5" HIGH
- S4 - 39.5" WIDE X 45.5" HIGH



STREETSIDE EXTERIOR VIEW

THIS PRINT AND ALL RIGHTS TO THE DESIGN AND DETAIL THEREON ARE THE PROPERTY OF VT SVC, WASHINGTON, N.C. AND IS LOANED TO THE RECIPIENT SUBJECT TO RETURN UPON DEMAND. ITS CONTENTS ARE CONFIDENTIAL AND MUST NOT BE COPIED OR SUBMITTED TO OUTSIDE PARTIES FOR USE OR EXAMINATION.

VT SVC © 2009 VT SVC
A company of VT Systems



EMERGENCY VEHICLES GROUP
WASHINGTON, NC 27889-0880

NOTE: ESTIMATED DIMENSIONS. MEASUREMENTS DEPEND ON CHASSIS, TIRES, SPRINGS, AND LOADING.

DRAWN BY: EES DATE: 1/20/10
SHEET: 2 OF 3
MODEL: 20-11-1817

CUSTOM DESIGN FOR:
CITIZENS HOSE CO#2

SCALE: DRAWING NO. REV: A

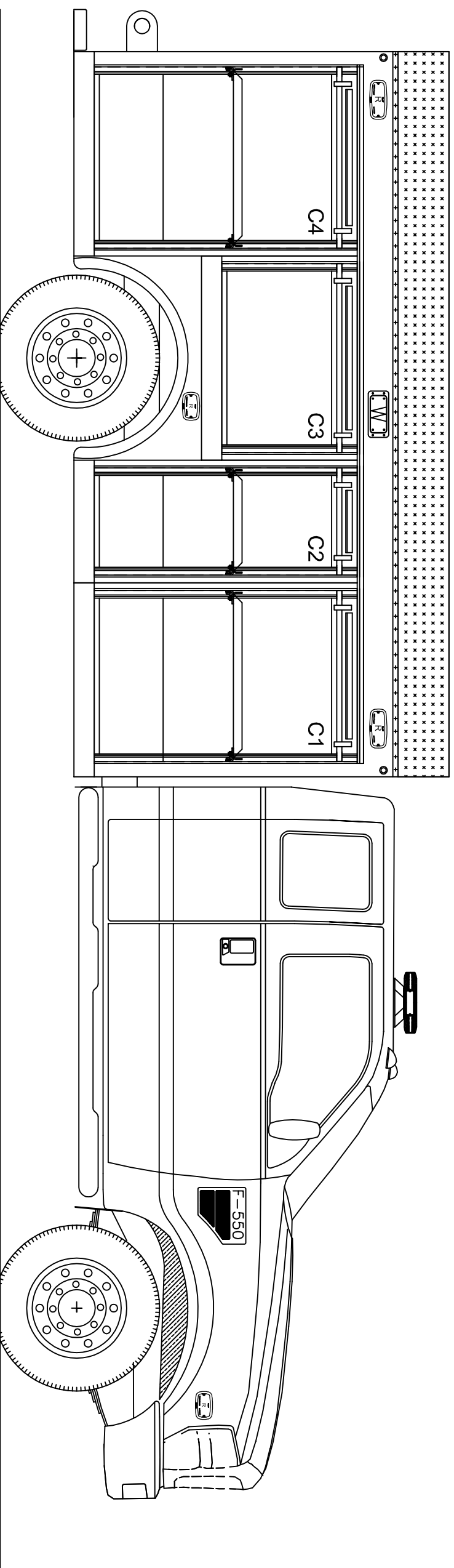
CURBSIDE (RIGHT)

COMPARTMENT DIMENSIONS:

- C1 - 37.5" WIDE X 57.5" HIGH X 22"/90" DEEP
- C2 - 23..5" WIDE X 57.5" HIGH X 22"/90" DEEP
- C3 - 39.5" WIDE X 37.5" HIGH X 24" DEEP
- C4 - 39.5" WIDE X 57.5" HIGH X 22/24" DEEP

COMPARTMENT DOOR CLEAR OPENING DIMENSIONS:

- C1 - 30.5" WIDE X 45.5" HIGH
- C2 - 18" WIDE X 45.5" HIGH
- C3 - 34" WIDE X 25.5" HIGH
- C4 - 39.5" WIDE X 45.5" HIGH



CURBSIDE EXTERIOR VIEW

THIS PRINT AND ALL RIGHTS TO THE DESIGN AND DETAIL THEREON ARE THE PROPERTY OF VT SVC, WASHINGTON, N.C. AND IS LOANED TO THE RECIPIENT SUBJECT TO RETURN UPON DEMAND. ITS CONTENTS ARE CONFIDENTIAL AND MUST NOT BE COPIED OR SUBMITTED TO OUTSIDE PARTIES FOR USE OR EXAMINATION.

NOTE: ESTIMATED DIMENSIONS. MEASUREMENTS DEPEND ON CHASSIS, TIRES, SPRINGS, AND LOADING.



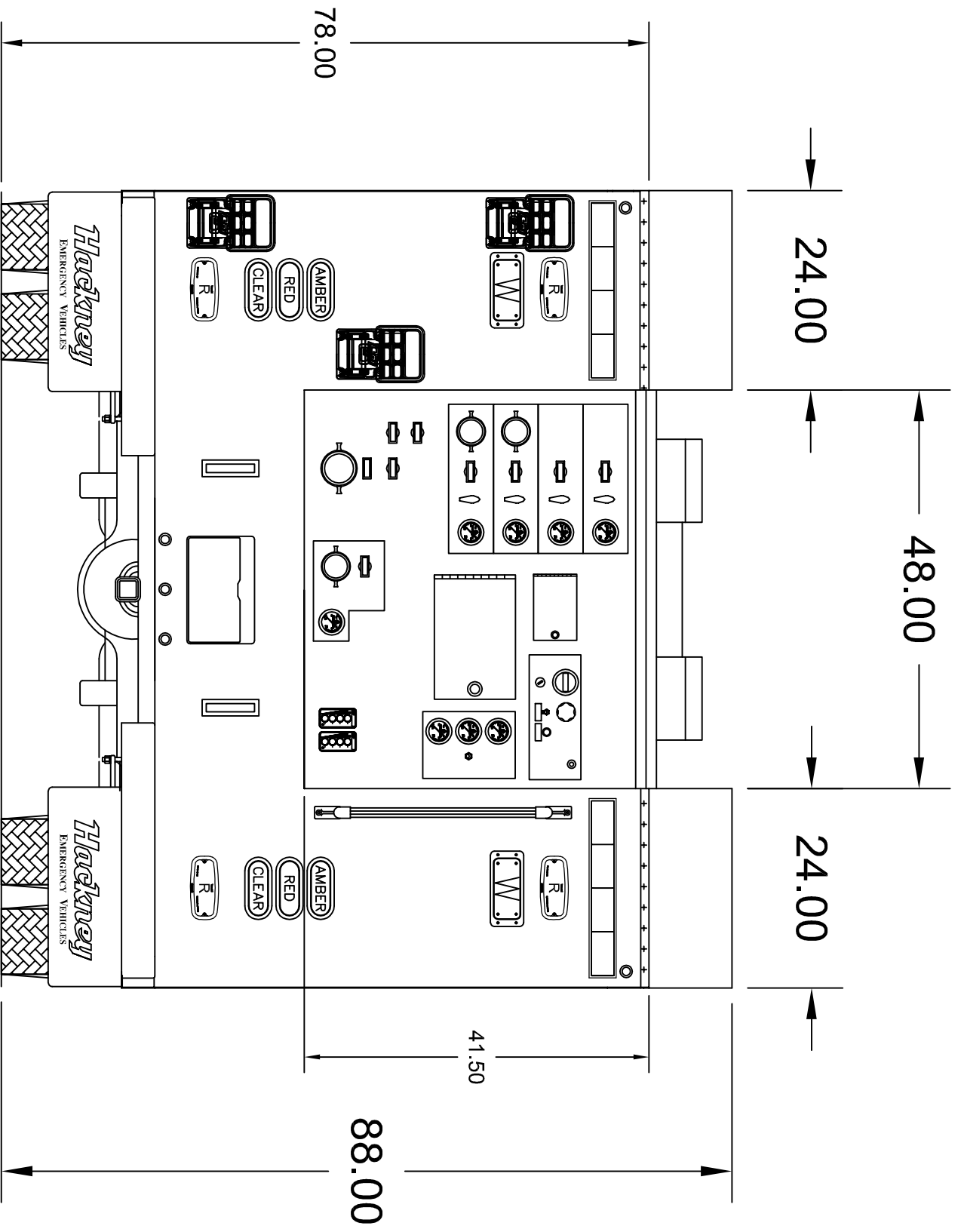
VT SVC © 2009 VT SVC
A company of VT Systems



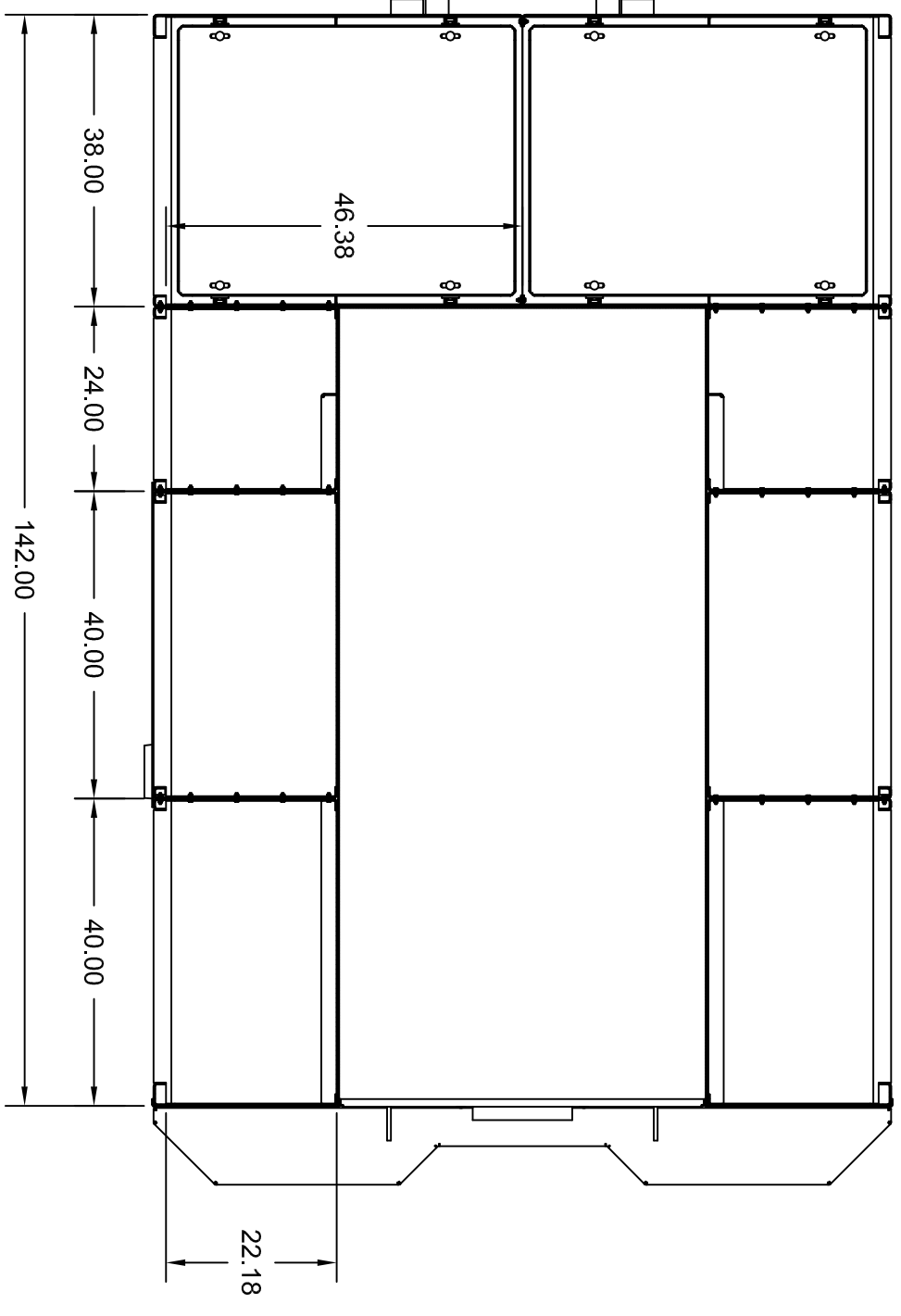

Hackney
EMERGENCY VEHICLES GROUP
WASHINGTON, NC 27889-0880

DRAWN BY	DATE	CUSTOM DESIGN FOR:
EES	1/20/10	CITIZENS HOSE CO#2
SHEET		
2 OF 3		SCALE
MODEL:	20-11-1817	DRAWING NO.

REV.	A
------	---



REAR VIEW



PLAN VIEW

THIS PRINT AND ALL RIGHTS TO THE DESIGN AND DETAIL THEREON ARE THE PROPERTY OF VT SVC, WASHINGTON, N.C. AND IS LOANED TO THE RECIPIENT SUBJECT TO RETURN UPON DEMAND. ITS CONTENTS ARE CONFIDENTIAL AND MUST NOT BE COPIED OR SUBMITTED TO OUTSIDE PARTIES FOR USE OR EXAMINATION.

NOTE: ESTIMATED DIMENSIONS. MEASUREMENTS DEPEND ON CHASSIS, TIRES, SPRINGS, AND LOADING.



VT SVC © 2009 VT SVC
A company of VT Systems



EMERGENCY VEHICLES GROUP
WASHINGTON, NC 27889-0880

DRAWN BY	DATE	CUSTOM DESIGN FOR:
EES	1/20/10	CITIZENS HOSE CO#2
SHEET		
2 OF 3		SCALE
MODEL:	20-11-1817	DRAWING NO.

REV: A