




PRODUCT CATALOG



10 WEST COLLEGE AVE. YARDLEY, PA 19067 | 1-800-711-FIRE | ZIAMATIC.COM

WHAT'S NEW?

Multiple Extrication
Tool Holder
Page 3-28



Cord & Adapter
Holder
Page 3-24



Vertical Hard
Sleeve Mount
Page 2-11

Z-Shlammer
Holder
Page 3-11



Rectangular Quart &
Half Gallon Premix Holder
Page 3-22



Plastic Air Cylinder &
Extinguisher Cradles
Page 1-27



Black Premix &
Bar Oil Holders
Page 3-21 & 3-22



"Z" Hook Tools with
Z-Combo Grip Handles
Page 4-7 & 4-8




Removable Tool Boards
Page 3-4



Vehicle Ladder Light
Page 3-63



Slotted Variable Mounts
Page 3-5



Fire, Safety & Marine Equipment
(800) 711-FIRE
(215) 493-3618
FAX (215) 493-1401
www.ziamatic.com



HOW TO USE THIS CATALOG

ZICO is proud to provide you, our valued customer, with our latest full-line product catalog. This new catalog provides additional product information not available in previous versions. Please replace your outdated catalogs accordingly.

This catalog is divided into six major sections, each section containing relevant products. The six sections are as follows:

<u>SECTION</u>	<u>DESCRIPTION</u>	<u>PAGES</u>
1000	Breathing Apparatus Related Products	1-1 through 1-29
2000	Water Transfer and Hose Related Products	2-1 through 2-18
3000	Apparatus Hardware and Equipment	3-1 through 3-72
4000	Tools, Salvage and Overhaul	4-1 through 4-15
5000	Safety and Cloth Products	5-1 through 5-3
8000	Lighting Equipment	8-1 through 8-3

If you know the type of product you are looking for (e.g. axe), or the specific product name (e.g. QUIC-AXE), you may refer to the Table of Contents on pages two and three. The Table of Contents will not only help you locate a product within the catalog, but will provide you with the corresponding location within the price list as well.

Reference Manual availability is noted above the information chart of applicable products. Manuals contain assembly instructions, component parts lists (including photos and/or line drawings), and other detailed product information. These manuals are accessible through our website at www.ziamatic.com. From our home page, click the "Reference" tab. Once inside, click "Product Parts Lists and Reference Manuals" and select your desired manual from the list.

ZICO has been providing the men and women of the fire services industry with quality products and dependable service for over 50 years. We are always striving to bring you innovative new designs and improve on existing ones in order to meet your ever-evolving needs and ensure ultimate customer satisfaction. We stand behind all of our products, so when you see the name ZICO or ZIAMATIC on a product, you can be assured it is top quality, reasonably priced, and backed by thorough field testing.

Photos:

Cover photography by Jeff Goldberg. Product photography by Rick Urbanowski.

ITEM	PRICE LIST PAGE NO.	CAT. PAGE NO.	ITEM	PRICE LIST PAGE NO.	CAT. PAGE NO.
Adapter hanger	20	3-19	Epoxy	30	4-8
Adhesive fastener system	19	3-3	Extraction tool holders	23	3-25 to 3-28
Adjustable base and slide channel	17	3-64	EZ-LOC mechanical bracket	4	1-3
Air cylinder storage racks	13	1-24 & 1-26	EZ-MOUNT adhesive fastener system	19	3-3
Aluminum hose bridge	14	2-2 & 2-3	EZ-Out	5 & 6	1-9
Angle bracket support	11	1-16	Fire falcon	32	4-5
Audio/visual alarm	33	8-3	Fire rake	31	4-11
AWG valve mounting brackets	17	2-4	Fixed vehicle step	22	3-66
Axes	31	4-2	Floating strainer	14	2-9
Axe holders	23	3-8	Floor runners	29	5-2
Backplate support	11	1-19	Foam container wrench	32	4-12
Bags	33	5-3	Fold down seat	14	3-65
Bolt cutters	30 & 32	4-14 & 4-15	Folding ladder bracket	21	3-48
Bolt cutter brackets	23	3-17	Folding spanner wrench	17	4-12 & 4-13
Bracket--breathing apparatus	4 to 13	1-3 to 1-15	Forcible entry tools	28	4-3
Bracket--gas cylinders	15 & 16	3-40 to 3-43	Full high cycle clips for SCBA	11	1-20
Bracket--tools	17 to 23	3-3 to 3-18	Gas can mounts	20 & 21	3-20
Bracket--wheel choc	15	3-69 & 3-71	Gas cylinder brackets & slides	15 & 16	3-42 to 3-43
Broom, heads & handles	31	4-10	Generator mount	21	3-24
Cabinet, breathing apparatus storage	33	1-28	Ground lights	33	8-2
Cabinet mounting bracket	12	1-9	Halligan-style tools	28	4-3
Cable assemblies	20	3-18	Hammers--sledge & dead blow	31	4-4
Cable release for cushioned back rest	14	3-64	Hard sleeve mounts	22	2-10 & 2-11
Can mounts	20 & 21	3-20 to 3-22	Hard sleeve systems	21, 22 & 26	2-12 to 2-14
Ceiling and wall hooks	29	4-6	Hard sleeve kit for HLAS	26	3-59
Ceiling and wall hook holder	20	3-13	Hard suction mounting kits	22	2-10 & 2-11
Center pull releases, SCBA	4 & 12	1-23	Helmet holders	33	3-29
Chain bar	20	3-19	High cycle clip for SCBA	11	1-20
Chain hook	20	3-19	Hose bridges--aluminum and rubber	14	2-2 & 2-3
Chain saw mount	20 & 21	3-14 & 3-15	Hydraulic hard sleeve system (HA-HS)	21	2-13
Choc, wheel	15	3-69 to 3-72	Horizontal ladder access system (HLAS)	26	3-57
Clips--spring	10 & 11	1-20	Knock-Down bracket--SCBA	7 to 10	1-14
Clips--tool	18	3-7	Ladder access systems	25 & 26	3-49 to 3-61
Closet hooks	30	4-7 & 4-8	Ladder mounting brackets	23	3-47
Collision restraint strap	11	1-21	Lights--ladder	24	3-63
Container Mounts	20 & 21	3-20 to 3-22	Ladder, vehicle	24	3-63
Cord adapter holder	21	3-24	LA trash hooks	31	4-8
Coupling mounts	18	2-7	Lights--vehicle	33	8-2
Covers, protective--breathing apparatus	11	1-16	Load & Lock WALKAWAY® bracket	5 & 6	1-11 & 1-12
Covers, protective--salvage	29	5-2	Low level strainers	14	2-8
Cribbing bag	33	5-3	Low profile bracket	8 to 10	1-14
Cushioned back rest seat	14	3-64	Mask--bag, holder, pouch	11	1-29
Cylinder lifts	16	3-39 to 3-41	Masonite backboard	11	1-16
"D" handle--aluminum	30	4-9	Mechanical WALKAWAY® bracket	7 to 10	1-14
"D" cylinder brackets	16	3-44 to 3-46	Mounting brackets--apparatus hardware & tools	17 to 23	3-4 to 3-29
Drafting devices	14	2-8 & 2-9	Multi-Carry strap	13	3-37
Drill holder	23	3-17	Multiple bracket holder--SCBA	12	1-18
Dual air cylinder brackets	4	1-15	Multiversal bracket for gas cylinders	15	3-42
"E" cylinder brackets	16	3-46	Neoprene cup mounts--SCBA & extinguishers	13	1-27
Electric SCBA bracket	4	1-5			
Electrical cord holder	21	3-24			

ITEM	PRICE LIST PAGE NO.	CAT. PAGE NO.	ITEM	PRICE LIST PAGE NO.	CAT. PAGE NO.
Neoprene cup mounts--nozzles	17	2-6	Rubber hose bridges	14	2-3
Nozzle bracket mount	17	2-4 & 2-5	Safety can mounts	20 & 21	3-20
Nozzle cup and post mounts	17	2-6	Salvage covers	29	5-2
Outside arm ladder access system (OALS)	25	3-61	Salvage and overhaul tools	29 to 32	4-2 to 4-11
Oxygen tank mounting system (OTS)	16	3-39	Saw blade holders	21	3-16
Pike heads and accessories	30	4-9	SCBA brackets	4 to 13	1-3 to 1-15
Pike poles, fiberglass	29	4-6	Scene light bracket	21	3-23
Pike pole mounting brackets	19 & 20	3-12 & 3-13	Sealable mask bag, plastic	11	1-29
Plastic cylinder storage rack	13	1-24	Shovel mounts	21	3-13
Portable bottle carrier	16	3-46	Shovels--long and short handled	31	4-10
Portable tank mounting system (PTS-HA)	26	2-16	Sledge hammers	31	4-4
Positive holding strap	11	1-21	Sledge hammer bracket	23	3-11
Premixed holders	21	3-21 & 3-22	Smoke ejector holder/brackets	29	4-11
QUIC-ACCESS® wall cabinets	33	1-28	Spanner wrench & holder	17	4-12 & 4-13
QUIC-AXE® super tool	28	4-2	Split aluminum tray--hard suction	22	2-10 & 2-11
QUIC-BAR® forcible entry tools	28	4-3	Spring clips	10 & 11	1-20
QUIC-BAR® mounting brackets	19 & 20	3-9 & 3-10	Step, vehicle	22	3-66 to 3-68
QUIC-BRIDGE® hose guards	14	2-2 & 2-3	Storz coupling mounts	18	2-7
QUIC-CHOC® wheel chocs	15	3-69 to 3-72	Strapless cylinder brackets	16	3-44 to 3-46
QUIC-CLOTH products	33	5-3	Straps--for mounting cylindrical items, tools & equipment	27	3-32
QUIC-COUPLING mounts	18	2-7			
QUIC-DRAFT® floating and suction strainers	14	2-8 & 2-9	Strut mounting bracket	20	3-28
QUIC-GRIP® smoke ejector holders	29	4-11	Suction strainers	14	2-8 & 2-9
QUIC-HOLD® mechanical bracket	12	1-7 & 1-8	Tarps	29	5-2
QUIC-INDEX™ multiple bracket holder	12	1-18	Tie down straps	11	1-21
QUIC-LADDER™ swing-out & down vehicle ladder	24	3-63	Tool clips	18	3-7
			Tool holder--extruded	22	3-6
QUIC-LIFT™ hard sleeve systems	21, 22 & 26	2-12 to 2-14	Tote bags--general purpose	33	5-3
			Touch-up paint for LAS systems	26	3-56
QUIC-LIFT™ ladder access systems	25 & 26	3-49 to 3-61	Trash hooks	31	4-8
QUIC-LIFT™ portable tank system	26	2-16	Tulip clips	18	3-7
QUIC-LIGHT parking lights	33	8-2	Uni-Strut kit	22	3-48
QUIC-LOCK mechanical bracket	12	1-6	Uni-Strut kit for hard sleeve	22	2-10
QUIC-MOUNT® brackets	17 to 23	3-3 to 3-24	Universal deck mount	21	3-22
QUIC-MOUNT® tool clips	18	3-7	Utility bags	33	5-3
QUIC-PAC® covers	11	1-16	Utility tool holders	23	3-6
QUIC-RELEASE® gas cylinder brackets	15	3-42	Variable mounting brackets	19 & 20	3-5
QUIC-RELEASE® slide assemblies	15	3-43	Vehicle lights	33	8-2
QUIC-SEAT® back rests and seats	14	3-64	Vertical slide bracket	17	3-64
QUIC-STEP™ vehicle steps	22	3-66 to 3-68	WALKAWAY® brackets--SCBA	6 to 10	1-13 to 1-15
QUIC-STORAGE® breathing apparatus racks	13	1-24 to 1-26	WALKAWAY® bracket accessories	11	1-16 to 1-21
QUIC-STRAP™ mounting systems	27	3-31 to 3-34	WALKAWAY® bracket supports	11	1-16
QUIC-SWING® breathing apparatus holder	12	1-17	Wall cabinets, steel or ABS	11	1-28
Rakes	31	4-11	Wheel chocs	15	3-69 to 3-72
Reciprocating saw holder	21	3-17	Wire rope cutters	32	4-14
Rescue ladder	24	3-63	Wrenches--spanner	17	4-12 & 4-13
Rescue tools	28	4-3	Wrenches--foam container	32	4-12
Restraint straps--SCBA storage	11	1-21	Z-Combo grip	30	4-9
Retractable steps	22	3-67 & 3-68	"Z" hook tools	30	4-7 & 4-8
Rol-Loc mechanical bracket	4	1-4	Z-Shlammer	32	4-4
			Z-Shlammer mount	23	3-11

BREATHING APPARATUS RELATED PRODUCTS

<u>SCBA AIR PACK BRACKETS</u>	1-2 through 1-15
EZ-LOC™ Mechanical Bracket	1-3
Rol-Loc™ Mechanical Bracket	1-4
Hands-Free Electric Bracket	1-5
QUIC-LOCK™ Mechanical Bracket	1-6
QUIC-HOLD™ Mechanical Bracket	1-7 & 1-8
EZ-OUT™ Bracket	1-9 & 1-10
LOAD & LOCK™ Bracket	1-11 & 1-12
WALKAWAY® Spring Clip Bracket	1-13 through 1-15
Dual Air Cylinder Bracket	1-15
<u>SCBA AIR PACK BRACKET PARTS & ACCESSORIES</u>	1-16 through 1-23
QUIC-PAC® SCBA Cover & Backboard	1-16
QUIC-SWING™ SCBA Holder	1-17
QUIC-INDEX™ Multiple Bracket Holder	1-18
Spring Clips	1-20
Straps	1-21
<u>SCBA CYLINDER STORAGE</u>	1-24 through 1-29
QUIC-STORAGE® Racks	1-24 through 1-26
Plastic Air Cylinder/Extinguisher Cradles	1-27
QUIC-ACCESS® SCBA Cabinets	1-28
<u>MASK & REGULATOR STORAGE</u>	1-29

**“EZ-LOC”**

Simply press down on the top clamp to lock. See page 1-3.

**“Rol-Loc”**


A self-locking top clamp makes stowage a breeze. See page 1-4.

**“Electric Bracket”**


A hands-free, electric alternative to inertia-based brackets. See page 1-5.

**“Quic-Lock”**

An easily adjustable mechanical storage option. See page 1-6.

**“Quic-Hold”**

A mechanical bracket that grips cylinder from the sides. See pages 1-7 & 1-8.

**“EZ-OUT”**

An upgraded version of our Load & Lock. See pages 1-9 & 1-10.

**“Load & Lock”**


Our most economical NFPA compliant option. See pages 1-11 & 1-12.

**“Spring Clip”**

Primarily for use in side compartments. See pages 1-13 to 1-15.

**“Dual Air Cylinder”**

Designed for use with dual SCBA and SCUBA air packs. See page 1-15.



Shown:
Model QM-EZL-F

Easy: Simply press down on the top clamp to lock - no straps, levers, or need to repeatedly slam a cylinder against a backplate

Economical: Reasonably priced with a smooth, PVC-coated top clamp that won't pinch or damage air hoses or expensive HUD module wiring, saving you money over time

Safe: The patented ratcheting design keeps the top clamp locked even when partially closed - no struggling to achieve a lock or worrying that you haven't

Flexible: Fully adjustable to your specific air cylinder - fits most SCBA models with virtually no rattling. Easy to retrofit and works with most center pull releases - allowing you to upgrade to a strapless bracket without having to buy all new seats

An adjustable top clamp option better accommodates smaller cylinder sizes.

NFPA compliant and third party tested to exceed the the 11G standard. Fits most SCBAs with only minor adjustments.

For optional center pull releases, see page 1-23

To view a video, visit www.ziamatic.com


Using a 30 min. 5500 PSI cylinder? Order Locator Bumper Spacer Kit, Model 1045-320-912

Using a flat-top cylinder? Order Modified Locator Bumper, Model 1045-320-112

Reference Manuals 1026PM1 - 1026PM7

MODEL	DESCRIPTION	WT./@ IN LBS.	PRICE LIST PAGE NO.
QM-EZL-F	EZ-LOC Bracket with fixed top clamp, adjustable footplate and universal pull release	12.8	4
QM-EZL-F-B	EZ-LOC Bracket with fixed top clamp, adjustable footplate and no pull release for use with Bostrom Seat Release	12.6	4
QM-EZL-A	EZ-LOC Bracket with adjustable top clamp, adjustable footplate, and universal pull release	13.4	4
QM-EZL-OR	EZ-LOC universal pull release kit	.5	4
QM-EZL-CPR	EZ-LOC center pull release kit - 911 Series Seats	1.1	4
QM-EZL-CPR-F	EZ-LOC center pull release kit - 911 Series Flip Seats	1.1	4
QM-EZL-CPR-TS	EZ-LOC center pull release kit - Bostrom Tanker Seats	2.2	4

Note: For more configuration options, visit Price List page 4 or www.ziamatic.com



Self-locking - simply press the cylinder through the rolling top clamp.

The Rol-Loc features a unique self-locking, PVC-coated top clamp to securely lock SCBA cylinders without the need for straps or levers.

To secure the cylinder, place the SCBA valve into the footplate, then press the cylinder against the top clamp. The top clamp will roll up and out of the way to accept the cylinder, and then lock closed behind it.

To release the SCBA, simply pull on the release cord.

NFPA compliant and third party tested to exceed the 11G standard.

Fits most SCBAs with only minor adjustments.

Easy to retrofit into new or old seats. Works with most center pull releases.

Note: Due to slight variations in cylinder length between SCBAs of the same make and model, Zico strongly recommends the purchase of the Rol-Loc Adjustable Footplate Kit. For more information, see page 1-23.


For optional center pull releases, see page 1-23.

To view a video, visit www.ziamatic.com



Reference Manual 1027PM1 - 1027PM5

MODEL	DESCRIPTION	WT./@ IN LBS.	PRICE LIST PAGE NO.
QM-ROLO-SA	Rol-Loc - stand alone	18.3	4
QM-ROLO-SA-LSPR	Rol-Loc - stand alone less standard pull release	17.9	4
QM-AF-R	Rol-Loc adjustable footplate kit	2.1	4
QM-ROLO-CPR	Rol-Loc center pull release kit - 911 series seats	1.1	4
QM-ROLO-CPR-F	Rol-Loc center pull release kit - 911 series flip up seats	2.1	4
QM-ROLO-CPR-TS	Rol-Loc center pull release kit - Bostrom tanker seats	1.1	4
QM-ROLO-CPR-FTS	Rol-Loc center pull release kit - Bostrom tanker flip up seats	2.1	4



The Electric Bracket ties into an apparatus' electrical system and unlocks upon activation of the parking brake or any other 12V switched source - a great alternative to inertia-based brackets!

Donning the SCBA is fast and easy. Simply slip into the harness, and once released, lean forward. To secure the cylinder, just push it into the unlocked top clamp - no pull releases, straps, levers, or other devices required.

Fits most SCBAs with only minor adjustments.

Third party tested to exceed the NFPA 11G standard. Easy to retrofit.

Equipped with a manual emergency release in the case of electrical system failure.

An optional Individual Release Switch provides additional flexibility for firefighters, allowing the Electric Bracket to be released individually at the push of a button. For additional information, see page 1-23.

To view a video, visit www.ziamatic.com

Using a 30 min. 5500 PSI cylinder? Order Locator Bumper Spacer Kit, Model 1045-320-912



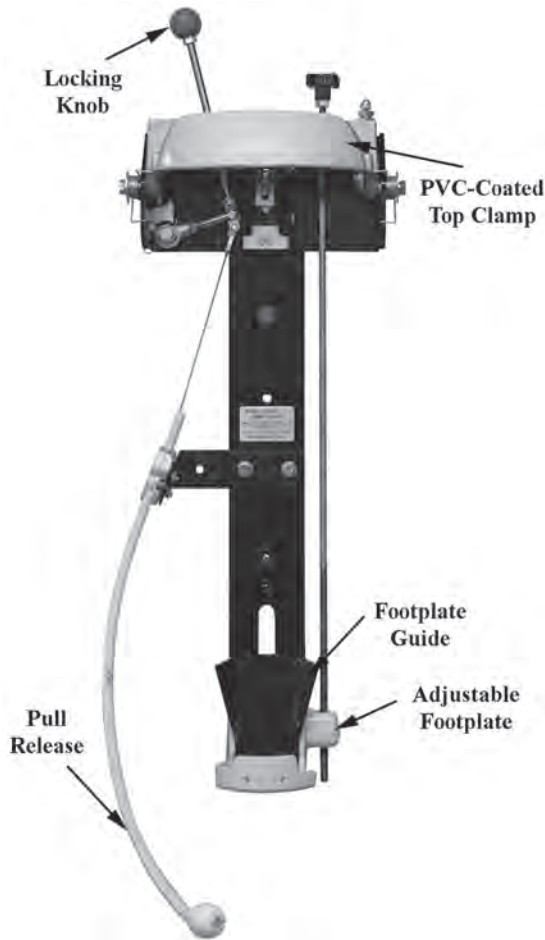
Optional release switches give firefighters more control.



QM-ELB releases upon activation of the parking brake or other 12V switched source.

Reference Manual 1029PM1

MODEL	DESCRIPTION	WT./@ IN LBS.	PRICE LIST PAGE NO.
QM-ELB	Electric mechanical bracket	14.1	4
QM-ELB-RS	Electric bracket individual release switch	.3	4



An easily adjustable mechanical SCBA bracket.

The QUIC-LOCK is a strapless SCBA bracket that utilizes a flip down, PVC-coated top clamp and an adjustable footplate to securely lock an SCBA cylinder by its ends.

To secure the cylinder, place the SCBA valve into the footplate, lower the top clamp around the cylinder, and pull up on the red locking knob to lock into place.

To release the SCBA, simply pull on the release cord.

NFPA compliant and third party tested to exceed the 11G standard.

Fits most SCBAs with only minor adjustments.

Easy to retrofit into new or old seats. Works with most center pull releases.

For optional pull releases, including center pull releases, see page 1-23.


Using 30 min. 5500 PSI cylinder? Order Locator Bumper Spacer Kit, Model 1045-320-912.

Using a flat-top cylinder? Order Modified Locator Bumper, Model 1045-320-112.



Reference Manual 1045PM8 - 1045PM11

MODEL	DESCRIPTION	WT./@ IN LBS.	PRICE LIST PAGE NO.
QLM-U	Quic-Lock mechanical bracket	14.0	12
QLM-U-LSPR	Quic-Lock mechanical bracket less standard pull release	13.4	12
QLM-U-OPR	Quic-Lock mechanical bracket with optional pull release	14.1	13
QM-QLM-CPR	Quic-Lock center pull release kit - 911 series seat	1.4	13
QM-QLM-CPR-F	Quic-Lock center pull release kit - 911 series flip-up seat	2.4	13
QM-QLM-CPR-TS	Quic-Lock center pull release kit - Bostrom tanker seat	1.4	13
QM-QLM-CPR-FTS	Quic-Lock center pull release kit - Bostrom tanker flip-up seat	2.4	13



Four clamp arms securely grip the sides of your cylinder.

The QUIC-HOLD secures the SCBA without the need of straps or other devices. Four PVC-coated clamp arms firmly lock the cylinder in place.

Donning the SCBA is fast and easy. Simply slip into the harness, pull up on the cam-operated release lever, and stand up. To secure the cylinder, place the SCBA in the footplate and push down on the cam-operated release lever.

Clamp arms are made of strong yet lightweight aluminum alloys. Hex arms and operating lever are made of plated steel for years of constant use.

NFPA compliant and third party tested to exceed the 11G standard.

Easy to retrofit into new or old seats.


For information on optional pull releases, see page 1-22.

QUIC-HOLD clamp arms are easily swapped to accommodate departmental changes in cylinder size. Price per each, four (4) are required per bracket.

NOTE: If using an MSA 30-minute high-pressure cylinder, an additional Neoprene Post Mount is required. See page 1-22.

Reference Manual 1045PM6

MODEL	DESCRIPTION	WT./@ IN LBS.	PRICE LIST PAGE NO.
MWAB-03-5	5" Mechanical bracket with standard footplate	15.2	12
MWAB-03-6	6" Mechanical bracket with standard footplate	15.6	12
MWAB-03-7	7" Mechanical bracket with standard footplate	16.0	12
1045-000-155	Replacement clamp arm for MWAB-03-6	.5	12
1045-000-175	Replacement clamp arm for MWAB-03-5	.5	12
1045-000-105	Replacement clamp arm for MWAB-03-7	.6	12
MWAB-PRC-__	Pull release cable	3.0	12
MWAB-RC-SP	Release cord for MWAB-03-__-SP	.8	12
NPM 3.25	Neoprene post mount 3.25	1.4	17



An inverted backplate and adjustable footplate accommodate a wider range of SCBAs.

NFPA compliant and third party tested to exceed the 11G standard.

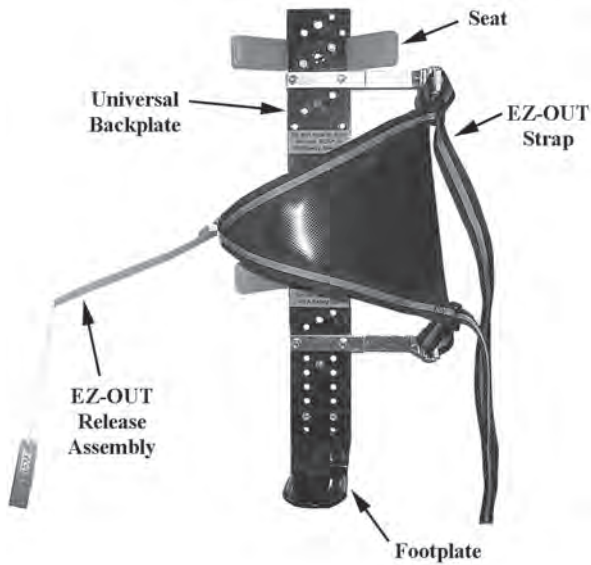
Easy to retrofit into old or new seats.

For information on optional pull releases, see page 1-22.

QUIC-HOLD clamp arms are easily swapped to accommodate departmental changes in cylinder size. Price per each, four (4) are required per bracket.

Reference Manual 1045PM6

MODEL	DESCRIPTION	WT./@ IN LBS.	PRICE LIST PAGE NO.
MWAB-03-5-SP	5" Mechanical bracket with adjustable footplate	15.2	12
MWAB-03-6-SP	6" Mechanical bracket with adjustable footplate	15.6	12
MWAB-03-7-SP	7" Mechanical bracket with adjustable footplate	16.0	12
1045-000-155	Replacement clamp arm for MWAB-03-6-SP	.5	12
1045-000-175	Replacement clamp arm for MWAB-03-5-SP	.5	12
1045-000-105	Replacement clamp arm for MWAB-03-7-SP	.6	12
1045-107-177	Replacement clamp arm for MWAB-5-D-SP	.3	12
MWAB-PRC-__	Pull release cable	3.0	12
MWAB-RC-SP	Release cord for MWAB-03-__-SP	.8	12



The EZ-OUT is an upgraded version of the Load & Lock SCBA Bracket, designed to provide a more secure fit around the air pack and an easier to locate pull release.

An upgraded triangular strap and adjustment buckles combine for an easily-created secure fit around the SCBA harness, preventing snags and providing a smoother release every time. The addition of a firm, plastic stalk around the pull release lanyard holds it rigidly in place, away from the seat, making it easier to locate in a hurry.

The simplistic design accommodates many different brands and styles of SCBA with minimal or no set-up change. The standard EZ-OUT can handle 30 and 45 minute cylinders.

For 60 minute cylinders, see page 1-10.

Donning the SCBA is fast and easy. Simply slip into the harness, pull the lanyard straight out, lean forward, and stand up. To secure the cylinder, place the SCBA against the seat with the valve resting on the footplate, then wrap the triangular strap around the SCBA and lock it into place.

The backplate, footplate, and SCBA seats are thermoplastic-coated steel for years of trouble-free service.

NFPA compliant and third party tested to exceed the 11G standard.

For parts and accessories, see pages 1-16 to 1-22.

To upgrade an already existing Load & Lock SCBA Bracket, request Model EZO. For more information, see page 1-21.

Reference Manual 1054PM2

MODEL	DESCRIPTION	WT./@ IN LBS.	PRICE LIST PAGE NO.
KD-ULLH-EZO	Unassembled ULLH bracket with EZ-OUT strap assembly	6.6	5
KD-ULLH-EZO-ES	Unassembled ULLH bracket with EZ-OUT strap assembly and ejector spring	6.7	5
ULLH-EZO	Assembled ULLH bracket with EZ-OUT strap assembly	6.6	5
ULLH-EZO-ES	Assembled ULLH bracket with EZ-OUT strap assembly and ejector spring	6.7	5
EZO-CC	Conversion kit to convert spring clip bracket to KD-ULLH-EZO	2.0	6
EZO-CC-ES	Conversion kit to convert spring clip bracket to KD-ULLH-EZO-ES	2.1	6
EZO	EZ-OUT strap assembly kit	2.0	6

60 Minute Cylinders



The EZ-OUT for use with 60 minute SCBA cylinders.

Note: All models listed below must be ordered with separate line item NEF to get a bracket with the longer footplate.

Reference Manual 1054PM2

MODEL	DESCRIPTION	WT./@ IN LBS.	PRICE LIST PAGE NO.
KD-ULLH-EZO-LF	Unassembled Load & Lock bracket with EZ-OUT strap assembly less footplate	6.2	5
KD-ULLH-EZOESLF	Unassembled Load & Lock bracket with EZ-OUT strap assembly, ejector spring less footplate	6.3	5
ULLH-EZO-LF	Assembled Load & Lock bracket with EZ-OUT strap assembly less footplate	6.2	5
ULLH-EZO-ES-LF	Assembled Load & Lock bracket with EZ-OUT strap assembly, ejector spring less footplate	6.3	6
NEF	6" Long footplate	.9	11

With 180 Latch Extension

The EZ-OUT with 180 Latch Extension is for use with wide SCBA frames.




The latch extension extends the female end out another 2" to help with wider packs.



Reference Manual 1054PM2

MODEL	DESCRIPTION	WT./@ IN LBS.	PRICE LIST PAGE NO.
KD-ULLH-EZO-180	Unassembled Load & Lock bracket with EZ-OUT strap assembly and latch extension	6.6	5
KD-ULLH-EZOES180	Unassembled Load & Lock bracket with EZ-OUT strap assembly, ejector spring and latch extension	6.7	5
ULLH-EZO-180	Assembled Load & Lock bracket with EZ-OUT strap assembly and latch extension	6.6	6
ULLH-EZO-ES-180	Assembled Load & Lock bracket with EZ-OUT strap assembly, ejector spring and latch extension	6.7	6



The “Load & Lock” is our most economical SCBA bracket that meets NFPA 1901-09 standards for use inside a crew compartment.

The simplistic design allows the bracket to work with many different brands and styles of SCBA with minimal or no set up time. The standard ULLH can handle 30 and 45 minute cylinders. **For 60 minute cylinders see page 1-12.**

Simply place the SCBA against the seats with the SCBA valve resting on the footplate, then wrap the strap around the SCBA and lock it tightly into place. Releasing the SCBA is done by pulling the lanyard straight out, then leaning forward and standing up.

The bracket consists of a backplate, short footplate, two non-mar double-coated seats and our “Load & Lock” adjustable strap assembly. The backplate and footplate are black thermoplastic coated for years of trouble-free service.

For parts and accessories, see pages 1-16 to 1-22.



Reference Manual 1054PM1

MODEL	DESCRIPTION	WT./@ IN LBS.	PRICE LIST PAGE NO.
KD-ULLH	Unassembled Load & Lock bracket with strap assembly	5.4	5
KD-ULLH-ES	Unassembled Load & Lock bracket with strap assembly and ejector spring	5.5	5
ULLH	Assembled Load & Lock bracket with strap assembly	5.4	5
ULLH-ES	Assembled Load & Lock bracket with strap assembly and ejector spring	5.5	5
ULLH-CC	Conversion kit to convert spring style KD bracket to KD-ULLH	2.3	5
ULLH-CC-ES	Conversion kit to convert spring style KD bracket to KD-ULLH-ES	2.4	5

60 Minute Cylinders

The “Load & Lock” bracket for use with 60 minute SCBA cylinders.



Note: All models listed below must be ordered with separate line item NEF to get a bracket with the longer footplate.

Reference Manual 1054PM1

MODEL	DESCRIPTION	WT./@ IN LBS.	PRICE LIST PAGE NO.
KD-ULLH-LF	Unassembled Load & Lock bracket less footplate	4.8	5
KD-ULLH-ES-LF	Unassembled Load & Lock bracket with ejector spring less footplate	4.9	5
ULLH-LF	Assembled Load & Lock bracket less footplate	4.8	5
ULLH-ES-LF	Assembled Load & Lock bracket with ejector spring less footplate	4.9	5
NEF	6' Long footplate	.9	11

With 180 Latch Extension

The “Load & Lock” bracket with 180 Latch Extension is for use for wide SCBA frames.

The 180 latch extension extends the female end out another 2” to help with wider packs.

Reference Manual 1054PM1

MODEL	DESCRIPTION	WT./@ IN LBS.	PRICE LIST PAGE NO.
KD-ULLH-180	Unassembled Load & Lock bracket with latch extension	5.5	5
KD-ULLH-ES-180	Unassembled Load & Lock bracket with ejector spring and latch extension	5.6	5
ULLH-180	Assembled Load & Lock bracket with latch extension	5.5	5
ULLH-ES-180	Assembled Load & Lock bracket with ejector spring and latch extension	5.6	5

With Release Assist

The “Load & Lock” bracket with Release Assist allows the release lanyard to be pulled either up or down.

Reference Manual 1054PM1

MODEL	DESCRIPTION	WT./@ IN LBS.	PRICE LIST PAGE NO.
KD-ULLH/LLS/RA	Unassembled Load & lock bracket with release assist	5.6	5
ULLH/LLS/RA	Assembled Load & lock bracket with release assist	5.6	5

The Original Spring Clip Bracket - Accept No Imitations!

The WALKAWAY Bracket secures the SCBA firmly in place by two spring clips. To stow, simply place the valve on the footplate and push cylinder into the clips. To remove, just pull the cylinder free.

A Bracket consists of one backplate, one short footplate, and two spring clips.

Coating Material: All bracket components are coated with a specially formulated thermoplastic. This durable, crack/peel-resistant coating protects the bracket from rust, prevents wear damage to the air cylinder, and provides a slippery finish for easier cylinder removal.

Clip Size: Three sizes of hardened steel spring clips are available. Clips are engineered with unique rounded ends to provide a smooth bearing surface and prevent gouging or marring of cylinder.


Assembled vs. Knock-down:

Assembled - Bracket is assembled at our factory for immediate mounting. Clips (2) are affixed to the backplate. Footplate is bolted to the backplate in the position required for your SCBA.


Knock-down (Unassembled) - Bracket requires assembly in the field. All hardware for assembly is included. Requires a few minutes' time with a Torx head screwdriver and 7/16" wrench. The more economical option.

For assistance finding the WALKAWAY Spring Clip Bracket that's right for you, call Zico with the make and model of your air cylinder.

For parts, straps, and other accessories, see pages 1-16 to 1-21.



Standard



These WALKAWAY Spring Clip Brackets are designed for low to moderate use.


Features standard black thermoplastic coating.

For parts, strap, and other accessories, see pages 1-16 to 1-21.

Reference Manual: 1050PM1

Price List Page: 6 to 10

High Cycle



These WALKAWAY High Cycle Spring Clip Brackets are designed for moderate to high use.

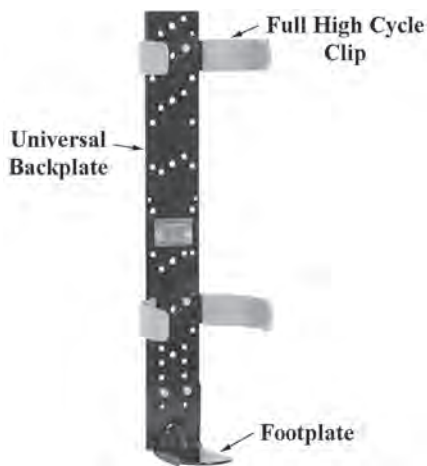
Features standard black thermoplastic coating with a second yellow, non-mar double coating on the clip tips for added bracket durability and cylinder protection.

For parts, strap, and other accessories, see pages 1-16 to 1-21.

Reference Manual: 1050PM1

Price List Page: 6 to 10

Full High Cycle



These WALKAWAY Full High Cycle Spring Clip Brackets are designed for constant use.

Features standard black thermoplastic coating with a second yellow, non-mar double coating over the entire clip for maximum bracket durability and cylinder protection through constant use.

For parts, strap, and other accessories, see pages 1-16 to 1-21.

Reference Manual: 1050PM1

Price List Page: 6 to 10

Low Profile


These WALKAWAY Low-Profile Spring Clip Brackets are designed for air packs with clip clearance issues.

Clips are 1" shorter than the standard clips. Designed not to interfere with the air packs' harness assemblies or hoses.

Available with either a high cycle or full high cycle coating.

For parts, straps, and other accessories, see pages 1-16 to 1-21.

Reference Manual: 1050PM1 Price List Page: 8 through 10

For Scott Anniversary Air-Paks®

Shown with Collision Restraint Strap
(sold separately)

These WALKAWAY Spring Clip Brackets are designed for use with Scott 50th and 75th Anniversary Air-Paks®.

Features a spring clip on the bottom half of the backplate and a seat and top clip on the upper half, allowing for adequate clearance around the harness and hoses.

For parts, straps, and other accessories, see page 1-16 to 1-21.

Reference Manual: 1052PM1 Price List Page: 9

Dual Air Cylinder Brackets

Designed to accommodate dual SCBA and SCUBA air cylinders, with or without a harness. Thermoplastic, non-mar high-cycle clips can be adjusted along aluminum extrusions to secure a range of cylinder widths.

Easily mounted to any flat surface.

DCAB-5: Small cylinder bracket. 5" clips, ideal for 3.4 liter SCBA/SCUBA
DCAB-6: Large cylinder bracket. 6" clips, ideal for 6.7 liter SCBA/SCUBA

Reference Manual 1040PM1

MODEL	DESCRIPTION	WT./@ IN LBS.	PRICE LIST PAGE NO.
DACB-5	Dual 5-inch Cylinder Bracket	4.6	4
DACB-6	Dual 6-inch Cylinder Bracket	4.8	4

Angle Bracket Support

Holds SCBA on a 45-degree angle to the mounting surface. Mount between the seats in the cab for use with officer's pack.

12-1/2" H x 6-3/4" W x 3-7/8" D.

Note: WALKAWAY SCBA bracket sold separately, see page 1-14.

MODEL	DESCRIPTION	WT./@ IN LBS.	PRICE LIST PAGE NO.
ABS	Angle bracket support	3.2	11

Masonite Backboard

Masonite backboard for use with cover (see below) and WALKAWAY SCBA bracket (see page 1-14). Each component sold separately.

Board is 13-1/2" W x 26-1/2" L.

MODEL	DESCRIPTION	WT./@ IN LBS.	PRICE LIST PAGE NO.
MB	Masonite backboard	2.5	11



Model ABS

QUIC-PAC® Covers

Protect SCBA from dirt, dust, weather, and more.

Each cover has a built-in pocket for mask storage. Cover material is vinyl with heavy duty brass zipper or hook & loop closure.



Zipper
Cover



Hook & Loop
Cover

Complete QUIC-PAC assembly consists of a WALKAWAY bracket (see page 1-14), masonite backboard (above) and cover (listed to right).

Each component is sold separately.

MODEL	DESCRIPTION	WT./@ IN LBS.	PRICE LIST PAGE NO.
2VN-RZ	Vinyl cover - zipper - red	2.6	11
2VN-RV	Vinyl cover - hook & loop - red	2.2	11
2VN-YZ	Vinyl cover - zipper - yellow	2.6	11
2VN-YV	Vinyl cover - hook & loop - yellow	2.2	11



Retracted position

Crew cab getting cramped? Easily don compartment stored SCBAs.

Quickly slip into breathing apparatus from a comfortable standing position, even when SCBA is stored in high or low compartments. Swing devices are made of high-tensile strength aluminum and are virtually maintenance free.

Basic swing is 11-1/2" W x 23" L. Available in "Swing-Up" and "Swing-Down" configurations.

NOTE: If the compartment is 12-14" deep, you may need to add your own extension plate to allow the device to clear the compartment lip.

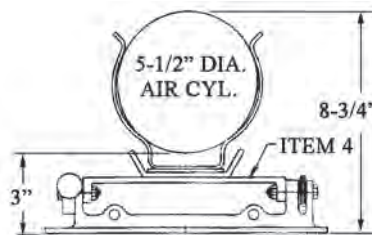
WALKAWAY SCBA Bracket sold separately. See page 1-14. SCBA Bracket should be specified with NAF footplate, see page 1-19.

Great for storing first attack SCBAs outside of the crew cab and reducing firefighter exposure to harmful carcinogens.

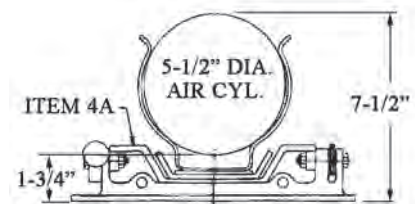


Extended down position

Relative Depth Requirements



**TOP VIEW
FLAT PLATFORM
MODEL QSD/U**



**TOP VIEW
RECESSED PLATFORM
MODEL MQSD/U**

Add the complete SCBA depth (with harness assembly) to the dimension on the left side of diagrams to determine if your compartment is deep enough to properly accommodate the QUIC-SWING holder.



Reference Manual 1020PM1

MODEL	DESCRIPTION	WT./@ IN LBS.	PRICE LIST PAGE NO.
QSD	Basic swing down unit	10.6	12
MQSD	Modified swing down unit	10.6	12
QSU	Basic swing up unit	10.9	12
MQSU	Modified swing up unit	10.9	12




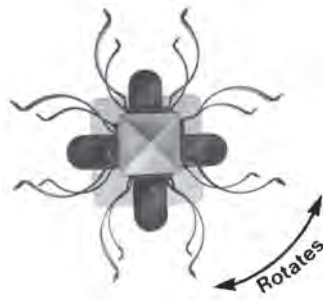
Four SCBAs in the space of one!

Make efficient use of your available compartment space by storing up to four air packs or spare cylinders in this easy to use “lazy susan” style rotating holder.

Each cylinder is secured firmly in place with a WALKAWAY SCBA Spring Clip Bracket (sold separately, see page 1-11).

Holder automatically stops and locks into place after each 90-degree rotation to present the next cylinder for safe and convenient retrieval.

Basic unit, less brackets, measures 10” W x 10” D x 25-1/2” H. To calculate overall width requirement, measure the depth of the air pack or cylinder to be stored, double that measurement, and add 6”. To calculate overall height required, measure the length of your air pack or cylinder and add 1-1/2”.



Reference Manual 1035PM2

MODEL	DESCRIPTION	WT./@ IN LBS.	PRICE LIST PAGE NO.
MBH	Multiple bracket holder	19.9	12


Short Footplate
Model: NSF

The standard footplate provided with the Spring Clip, Load & Lock, EZ-OUT and SC brackets. For 30 and 45 minute cylinders.

Price List Page: 11


Long Footplate
Model: NEF

An optional footplate for use with the Spring Clip, Load & Lock, EZ-OUT and SC brackets. For 60 minute cylinders.

Price List Page: 11


Angled Footplate
Model: NAF


An optional footplate for use with Spring Clip, Load & Lock, EZ-OUT and SC brackets. Recommended for use with QUIC-SWING devices.

Price List Page: 11


Universal Backplate
Model: UN

The backbone to which all components attach for Spring Clip, Load & Lock, EZ-OUT and SC brackets.

Price List Page: 11


Backplate Support
Model: BPS

An extruded aluminum support for Spring Clip, Load & Lock, EZ-OUT and SC brackets. With some seat models, the WALKAWAY bracket may only be mounted to two metal support straps (see above right photo). When the SCBA is pulled out of the bracket, the Universal Backplate may become bent or otherwise deflected. Ziamatic suggests the use of the BPS in preventing these situations. The dimensions are .170" thick x 4" wide x 22.5" long.

Price List Page: 11





Standard Clips

Models: N-5, N-6, N-7

Our standard clip with a black thermoplastic coating is designed for low to moderate use.

Price List Page: 10



High Cycle Clips

Models: H-5, H-6, H-7

Our high cycle clip features a black thermoplastic coating and a second yellow thermoplastic coating on tips of the clip. The extra coating adds extra protection in the heavy wear spots. The clip is designed for moderate to high use.

Price List Page: 11



Full High Cycle Clips

Models: FH-5, FH-6, FH-7

Our full high cycle clip features a black thermoplastic coating and a second yellow thermoplastic coating on the entirety of the clip. For maximum protection.

Price List Page: 11

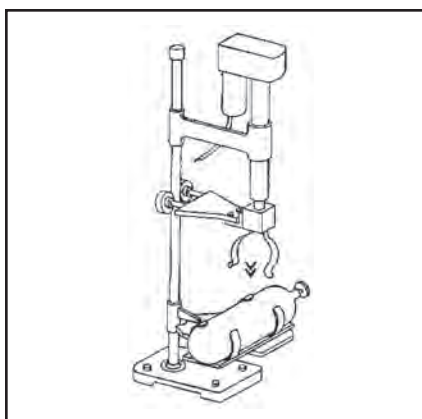


Low Profile Clips

Models: LP-5, FHLP-5, LP-6, FHLP-6

Our low-profile clips are 1" shorter than the standard clips so as not to interfere with harness assembly or hoses. Available with high cycle or full high cycle coating.


Price List Page: 10



Thoroughly Tested. If You Want Quality, You Want Zico.

Our revolutionary high cycle clips have been tested to over 50,000 cycles on specially designed clip testing equipment with little to no sign of wear, and more importantly, no damage to the SCBA cylinder.

When testing our standard clips against the competition, the competition's clip started to damage a cylinder in as few as 100 cycles. Can you afford to replace your cylinders every year? If not, make sure to specify ZICO clips and WALKAWAY brackets.





High Cycle Seat

Model: HS

Our high cycle seat has a double thermoplastic coating so not to scratch or mar cylinders. The HS is standard on the Load & Lock and the EZ-OUT.

Price List Page: 5



Tie Down Strap

Model: TDS

The tie down strap is the most economical security strap available for our WALKAWAY brackets. It measures 34.5" long.

Price List Page: 11



Positive Holding Strap

Model: PHS

The positive holding strap is a two point strap. Zico recommends using this strap on all WALKAWAY brackets going into a side compartment.

Price List Page: 11



CRS shown on a SC-50-H-5-SF

Collision Restraint Strap

Model: CRS

The collision restraint strap has been third party tested to exceed the NFPA 11G standard. In apparatus made before 2003, a spring clip bracket may be used with a CRS to comply to NFPA requirements.

Ref. Manual: 1010PM3

Price List Page: 11



Load & Lock Strap Assembly

Model: LLS

The Load & Lock strap is the standard strap on Load & Lock brackets. Third party tested to exceed the NFPA 11G standard.

Price List Page: 5



EZ-OUT Strap Assembly

Model: EZO

The EZ-Out strap is the standard strap on EZ-Out brackets and an upgrade for the standard Load & Lock. Third party tested to exceed the NFPA 11G standard.

Price List Page: 6



Release Assist

Models: LLS/RA, CRS/RA

The Release Assist versions of our most popular straps allow release cords to be pulled up or down instead of straight out.

Price List Pages: 5 & 11



Mechanical Bracket Pull Release Cable

Model: MWAB-PRC-__

The MWAB-PRC-L or R is a pull release cable that can be mounted on either side of the seat. Pull out on the red knob to release the clamp arms. Does not interfere with seat belts. **Can only be used in conjunction with MWAB-__-SP brackets.**

Price List Page: 12




Mechanical Bracket Release Cord

Model: MWAB-RC

The MWAB-RC and the MWAB-RC-SP place the release cord forward making it easier to find. Available for both the MWAB-03-__ and the MWAB-03-__-SP.

Price List Page: 12



Mechanical Bracket Pull Release

Model: MWAB-PR

The MWAB-PR is a pull release with 30" L nylon lanyard that makes opening the mechanical bracket a snap. No more reaching down and behind you for the release. For MWAB-03-__ only.

Price List Page: 12



Neoprene Post Mount 3.25 Model: NPM 3.25

The NPM cut off to 3-1/4" H should be added to mount an MSA high pressure 30 minute cylinder. See NPM 3.25 on page 2-22.


Price List Page: 17



SCBA Footplate Guide Model: 1045-320-106

Allows for faster, easier, "no-look" stowing of the air pack into EZ-LOC, Rol-Loc, Quic-Lock, and Electric brackets.


Price List Page: 12


Rol-Loc Adjustable
Footplate Kit
Model: QM-AF-R

Allows for on the fly adjustment of footplate height. Simply turn the knob to adjust up or down. Should be used in departments where the SCBA cylinders vary in length.

Ref. Manual: 1027PM2

Price List Page: 4


Rol-Loc Center Pull Release
Model: QM-ROLO-CPR-____

Allows the release to be mounted on the front of the seat. Simply pull the "T" handle up and stand to exit the seat. Easy to retrofit. Please call Ziamatic or see price list to find the right model for your brand of seat.

Ref. Manual: 1027PM3-1027PM5

Price List Page: 4


Quic-Lock Optional
Pull Release
Model: QLM-U-OR

Allows the release to be mounted on either side of the seat and at any height.

Ref. Manual: 1045PM11

Price List Page: 13


Quic-Lock Center Pull Release
Model: QM-QLM-CPR-____

Allows the release to be mounted on the front of the seat. Simply pull the "T" handle up and stand to exit the seat. Easy to retrofit. Please call or see price list to find the right model for your brand of seat.

Ref. Manual: 1045PM9 &

1045PM10

Price List Page: 13


EZ-LOC Center Pull Release
Model: QM-EZL-CPR-____

Allows the release to be mounted on the front of the seat. Simply pull the "T" handle up and stand up to exit the seat. Easy to retrofit. Please call Ziamatic or see price list to find the right model for your brand of seat.

Ref. Manual: 1026PM4-1026PM7

Price List Page: 4


Electric Bracket Individual
Release Switch
Model: QM-ELB-RS


Allows the Electric Bracket to be released individually at the press of a button, providing additional flexibility for firefighters.

Ref. Manual: 1029PM4

Price List Page: 4



Keep your SCBA cylinders and fire extinguishers organized and protected with the PACSR. These rugged, molded plastic units are stackable for maximum usage of available space. Fits any air cylinder and most common 20 lb. or smaller extinguishers. The units may be mounted horizontally or vertically. Straps sold separately (see below). Each unit measures 8" square by 24.5" long and holds one cylinder or extinguisher. Available in black or yellow.



Reference Manual 1090PM3

MODEL	DESCRIPTION	WT./@ IN LBS.	PRICE LIST PAGE NO.
PACSR-B	Plastic storage rack - black	4.1	13
PACSR-Y	Plastic storage rack - yellow	4.1	13

Plastic QUIC-STORAGE® Rack Restraint Strap

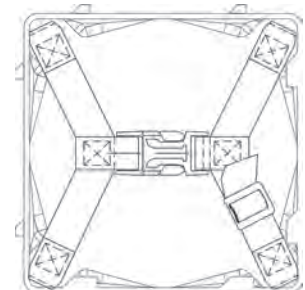
Restraint strap prevents accidental release of SCBA cylinder, while still providing easy access when needed.



Straps are designed to keep the air cylinder in place in the event of a collision or roll-over event.

The strap assembly easily bolts into place utilizing the four corner mounting holes. Order with new storage racks or retrofit onto existing units.

For use with model PACSR plastic storage racks.




Strap attached to air cylinder storage rack

Reference Manual 1090PM1

MODEL	DESCRIPTION	WT./@ IN LBS.	PRICE LIST PAGE NO.
PACSR-RS	Restraint strap	.4	13

The QUIC-STORAGE® Rack system keeps SCBA cylinders, fire extinguishers, and other cylindrical items safe and organized where you need them most.



Each unit measures 7-3/4" square by 23" long and holds one cylinder. Units bolt together and may be positioned horizontally or vertically. Horizontal racks have one cradle with rubber bumper stops in the front. Vertical units have two cradles and no rubber stops.

When one unit is placed on top of another, the bottom box may be ordered "less top" as the bottom of the box above becomes the top for the box below.


Yellow or black PVC coated racks and components may be bolted together either horizontally (ACSR) or vertically (VACSR).

For restraint straps, see page 1-26.

Reference Manual 1090PM1

MODEL	DESCRIPTION	WT. IN LBS.	PRICE LIST PAGE NO.
ACSR-6-Y	Horizontal for 5.3" to 7.4" cylinder	11.0/ea.	13
ACSR-6-Y-(LT)	Horizontal for 5.3" to 7.4" cylinder less top	9.2/ea.	13
VACSR-6-Y	Vertical for 5.3" to 7.4" cylinder	13.6/ea.	13
VACSR-6-Y-(LT)	Vertical for 5.3" to 7.4" cylinder less top	11.9/ea.	13
ACSR-BY	Box only	6.1/ea.	13
ACSR-C-6-Y	Cradle only for 5.3 to 7.4" cylinder	2.7/ea.	13
ACSR-TY	Top only	1.8/ea.	13
ACSR-SY	Stop only	.3/ea.	13
ACSR-RB/H	Rubber bumper/hardware - pair	.2/ea.	13
ACSR-HP	Hardware pack for one rack	.2/pr.	13

Note: Yellow PVC-coated models. See page 1-26 for black PVC-coated models.



Reference Manual 1090PM1

MODEL	DESCRIPTION	WT./@ IN LBS.	PRICE LIST PAGE NO.
ACSR-6-B	Horizontal for 5.3" to 7.4" cylinder	11.0	13
ACSR-6-B-(LT)	Horizontal for 5.3" to 7.4" cylinder less top	9.2	13
VACSR-6-B	Vertical for 5.3" to 7.4" cylinder	13.6	13
VACSR-6-B-(LT)	Vertical for 5.3" to 7.4" cylinder less top	11.9	13
ACSR-BB	Box only	6.1	13
ACSR-TB	Top only	1.8	13
ACSR-SB	Stop only	.3	13

Note: Black PVC-coated models. See page 1-25 for yellow PVC-coated models.

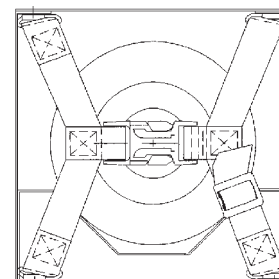
Steel QUIC-STORAGE® Rack Restraint Strap

Restraint strap prevents accidental release of SCBA cylinder, while still providing easy access when needed.



Straps are designed to keep the air cylinder in place in the event of a collision or roll-over event.

The strap assembly easily bolts into place utilizing the four corner mounting holes. Order with new storage racks or retrofit onto existing units. For use with model ACSR (horizontal) or model VACSR (vertical) steel storage racks.



Strap attached to air cylinder storage rack

Reference Manual 1090PM1

MODEL	DESCRIPTION	WT./@ IN LBS.	PRICE LIST PAGE NO.
ACSR-RS	Restraint strap	.4	13



QS-PC-VS

Store spare SCBA cylinders, water cans, and fire extinguishers with these heavy-duty molded-plastic cradles.

Model QS-PC-VS: Includes one plastic cradle and nylon valve strap. Strap can be bolted nearby, looping around the cylinder neck for added security. Great for use in wheel well compartments.

Model QS-PC-TDS: Includes one plastic cradle and tie-down strap with easy-to-release buckle. Strap loops around the cylinder and tray for added security. Great for shelves and side compartments.

Cradle measures 20-1/2" L x 6-7/16" W x 1-19/32" H.



QS-PC-TDS

Reference Manual 1090PM4

MODEL	DESCRIPTION	WT./@ IN LBS.	PRICE LIST PAGE NO.
QS-PC-VS	Cradle with valve strap	1.0	13
QS-PC-TDS	Cradle with tie down strap	1.0	13
1090-255-101	Cradle only	.9	13

Neoprene Cup Mounts



Ideal for storage of cylindrical items such as SCBAs, medical oxygen cylinders, fire extinguishers, and water cans.

Durable neoprene is not affected by moisture or rotting. Requires only three bolts (included) to install.



MODEL	DESCRIPTION	CUP DIAMETER	WT./@ IN LBS.	PRICE LIST PAGE NO.
NCM-BA-5	Cup mount for 5.3 to 5.8" cylinder	5-1/2" I.D.	5.7	13
NCM-BA-6	Cup mount for 6.1 to 6.9" cylinder	6-7/8" I.D.	7.7	13
NCM-BA-7	Cup mount for 7.1 to 7.4" cylinder	7-1/4" I.D.	8.1	13



MMWC-1 Shown with CMB cabinet mounting bracket & Emergency Respirator label (both sold separately)



MMWC-1

Constructed of UV-stabilized ABS plastic with highly visible “safety yellow” doors. Stick-on labels are provided to indicate minutes duration of SCBA unit(s) mounted inside. Bulb seal gasket locks out moisture and dirt, while thermoplastic hinges and latches are highly resistant to corrosive chemicals and ultraviolet exposure. Windows allow external visual inspection of contents and air cylinder pressure readings. Handle is molded into the door.

MMWC-2 cabinets store up to two cylinders, depending on brand/model, and feature four viewing windows.

Cabinets are provided with SCBA labels. Other optional, self-stick labels are available.



MMWC-2 shown with WALKAWAY® SCBA brackets (sold separately)



Model CMB

Cabinet mounting bracket may be used in conjunction with any SCBA. Breathing apparatus is secured by a quick-opening buckle strap. See page 1-29 for more information.

Reference Manual 5005PM2

MODEL	DESCRIPTION	OUTSIDE DIMENSIONS W x H x D	INSIDE DIMENSIONS W x H x D	WT./@ IN LBS.	PRICE LIST PAGE NO.
CMB	Cabinet mounting bracket	Use with all SCBA	6-1/2" x 14-3/4" x 5-5/8"	1.5	12
MMWC-1	Single cylinder cabinet	21-1/2" x 32-1/2" x 14-1/4"	16" x 29" x 13"	†20.3	33
MMWC-2	Double cylinder cabinet	32" x 32-1/2" x 14-1/4"	27" x 29" x 12-3/4"	†28.6	33
5005-000-160	Emergency Respirator label	---	---	.1	33
5005-000-165	Emergency Equipment label	---	---	.1	33
5005-000-170	Protective Clothing label	---	---	.1	33
5005-000-175	Self-Contained Breathing Apparatus label	---	---	.1	33



This PVC-coated bracket is designed for use with any **QUIC-ACCESS® SCBA cabinet** and any make and model SCBA. SCBA is held in place by nylon straps with a quick-opening buckle. Bracket is pre-drilled for easy mounting. 14-3/4" L x 6-1/2" W x 5-5/8" D. Will work with cylinder up to 10" in diameter or 28" in circumference. For SCBA cabinets, see page 1-28.

MODEL	DESCRIPTION	WT./@ IN LBS.	PRICE LIST PAGE NO.
CMB	Cabinet mounting bracket	1.5	12

Mask And Regulator Holders



Model MH-YV

Vinyl yellow holder comes with grommets in each corner for easy mounting. Hook & Loop flap protects mask from dirt. 7-1/2" W x 16-1/4" H x 5-1/4" D



Model MP-____

Vinyl pouch has a single grommet at the corner for hanging or fastening. Full width Hook & Loop flap. Available in yellow or red. 13" W x 17" H



Model SMH-____

Four grommets provided for mounting. Vinyl nylon with Hook & Loop closure. Available in yellow or red. 6-1/4" D x 7-1/2" W x 8-1/4" H



Model SMB

Heavy-duty, tamper resistant, sealable mask bag **keeps SCBA mask clean & sanitized** - always ready for immediate use. Packaged 100 per box.

MODEL	DESCRIPTION	WT. IN LBS.	PRICE LIST PAGE NO.
MH-YV	Mask holder - yellow	.6/ea.	11
SMH-YV	Scott mask holder - yellow	.4/ea.	11
SMH-RV	Scott mask holder - red	.4/ea.	11
MP-YV	Mask pouch - yellow	.5/ea.	11
MP-RV	Mask pouch - red	.5/ea.	11
SMB	Sealable mask bag - 100 per box	4.0/box	11

WATER TRANSFER AND HOSE RELATED PRODUCTS

HOSE BRIDGES & GUARDS

2-2 & 2-3

QUIC-BRIDGE™ Aluminum Hose Guards

2-2 & 2-3

AWG VALVE STORAGE

2-4

NOZZLE STORAGE

2-4 through 2-6

Pistol Grip Nozzle Mount

2-4

QUIC-MOUNT™ Multiversal Nozzle Bracket

2-5

QUIC-MOUNT™ Nozzle Cup Mount

2-6

COUPLING STORAGE

2-6 & 2-7

QUIC-MOUNT™ Coupling Mounts

2-7

HARD SUCTION STRAINERS

2-8 & 2-9

QUIC-DRAFT® Suction Strainer

2-8

QUIC-DRAFT® Floating Strainer

2-9

HARD SUCTION STORAGE

2-10 through 2-14

QUIC-MOUNT™ Hard Suction Mount Kit

2-10

QUIC-MOUNT™ Horizontal Hard Sleeve Mounts

2-10

QUIC-MOUNT™ Vertical Hard Sleeve Mount

2-11

QUIC-LIFT™ Horizontal Hard Sleeve System

2-11

QUIC-LIFT™ Hard Sleeve Systems

2-12

QUIC-LIFT™ Hydraulic Hard Sleeve System

2-13

Hard Sleeve Gantry System

2-14

PORTABLE TANK STORAGE

2-15 through 2-18

QUIC-LIFT™ Portable Tank System (PTS)

2-15 & 2-16

QUIC-LIFT™ Horizontal Portable Tank System (HPTS)

2-17 & 2-18

Extruded Aluminum Hose Bridge



3" hose guard

Prevent vehicle tires from coming into contact with your hose lines.

Each extruded aluminum bridge is composed of one center hose guard and two ramps. Moisture-resistant neoprene rubber feet hold the bridge firmly in place.

3" hose guard protects one 3" hose. 5" hose guard protects one 5" hose and two 3" hoses.

Lighter and more economical than the leading plastic brand.



5" hose guard

Easy to Assemble



To assemble, ramp is placed into slot and lowered to the road surface. Remove one ramp, and bridge may be used to jump curb.



Easy to Use




Works with small cars or

the largest fire apparatus

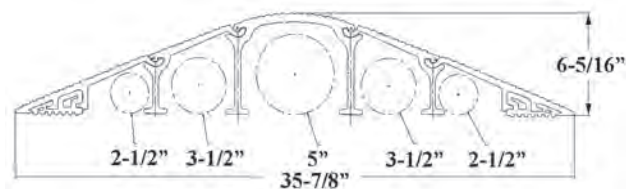
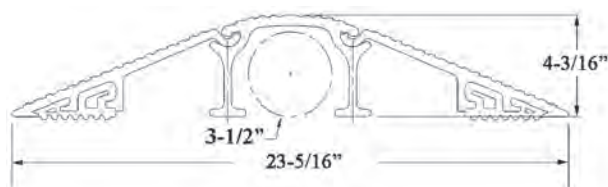


Easy to Store



3" set stores in 10-1/4" W x 9-1/4" H area
5" set stores in 17-1/2" W x 10-1/4" H area
(1/2 set shown)

Note: 24" wide or larger bridges are recommended for use with fire apparatus.




Reference Manual 2045PM1

MODEL	DESCRIPTION	WT./SET IN LBS.	PRICE LIST PAGE NO.
EAHB-30-16	16" Wide extruded bridge set - 3" hose	60.0	14
EAHB-30-24	24" Wide extruded bridge set - 3" hose	85.0	14
EAHB-30-36	36" Wide extruded bridge set - 3" hose	118.0	14
EAHB-50-16	16" Wide extruded bridge set - 5" hose	100.0	14
EAHB-50-24	24" Wide extruded bridge set - 5" hose	150.0	14

Note: Bridges sold in pairs.

Rubber Hose Bridge



Protects one 3" hose line.

Solid, one-piece construction. Moisture-resistant neoprene rubber.

Non-skid base features 64 one-inch knobs to minimize slippage on wet roads.

Includes molded-in carrying handle.

Sold in pairs.

MODEL	DESCRIPTION	DIMENSIONS L X W X H	WT./SET IN LBS.	PRICE LIST PAGE NO.
RHB-30-16	Single hose line to 3"	24" x 16" x 3-3/4"	71.0	14



SM-M



SM-JS



SM-3WS



SM-3WBV



SM-HV

Keep your valve mounted beside the discharge point for convenient and immediate access.

Secure valves to any flat surface with these high-strength cast aluminum bases. Each mount comes equipped with two nylon straps and quick-release buckles. Built-in stops prevent movement and shifting during transport.

Five styles available. For vertical mounting, our CM line of coupling mounts can be used in conjunction with the valve mount for additional support (see page 2-7).

Models SM-JS, SM-3WS, SM-3WBV, and SM-HV: 11" L x 13" W

Model SM-M: 14" L x 16" W

Note: Not for use with Remus valves. For alternative mounting options, see pages 3-30 through 3-35.

MODEL	DESCRIPTION	WT./@ IN LBS.	PRICE LIST PAGE NO.
SM-M	Manifold valve mount	8.3	17
SM-JS	Jumbo Siamese mount	6.3	17
SM-3WS	3-Way Siamese mount	5.2	17
SM-3WBV	3-Way ball valve mount	5.5	17
SM-HV	Hydrassist valve mount	6.0	17

Pistol Grip Nozzle Mount

Great for booster lines!

For use with most pistol grip nozzles (handle slot is 2" L x 1.35" W).

Mounts horizontally or vertically. Includes a quick-release safety strap to retain the nozzle securely in place.



Reference Manual 3070PM2

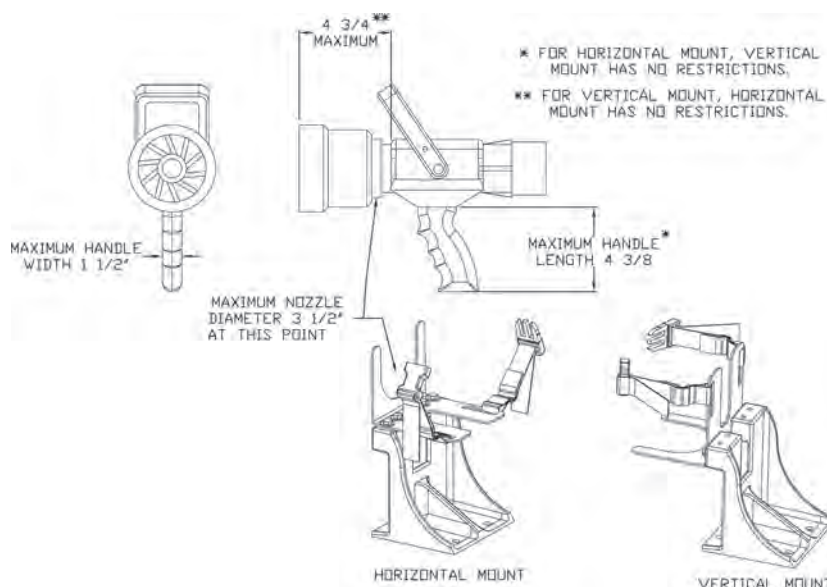


MODEL	DESCRIPTION	WT./@ IN LBS.	PRICE LIST PAGE NO.
NBM-2	Nozzle bracket mount	2.3	17

One Mount. Four Configurations.

The Multiversal Nozzle Bracket base can be mounted vertically or horizontally to an apparatus, and then adjusted to hold the nozzle either vertically or horizontally.

Base is heavy-duty cast aluminum. The steel top bracket is PVC-coated to protect the nozzle.

The reference diagram below shows the maximum dimensions that the MVNB-1 can hold in both directions.



Reference Manual 3070PM3

MODEL	DESCRIPTION	WT./@ IN LBS.	PRICE LIST PAGE NO.
MVNB-1	Multiversal nozzle bracket	3.4	17



The ideal way to mount pre-connected nozzles on emergency vehicles.

Durable, moisture-resistant neoprene rubber for years of use in wet environments.

Cups can be mounted directly to virtually any horizontal surface. Mount to a vertical surface via an optional L-bracket (sold separately). Each Nozzle Cup Mount includes a tie-down safety strap.

To find the proper cup size for your nozzle, measure nozzle diameter at the discharge end.

Optional L-bracket can be rotated to hold the cup either 5" or 6-7/8" away from the vertical mounting surface.



NOTE: Bracket must be ordered separately from cup mount

MODEL	DESCRIPTION	WT./@ IN LBS.	PRICE LIST PAGE NO.
NCM	Cup mount - 3-1/2" I.D.	2.3	17
NCM-1	Cup mount - 5-1/2" I.D.	3.5	17
NCM-B-TFT	Cup mount - 3-1/8" I.D.	2.0	17
NCM-H-TFT	Cup mount - 4-5/8" I.D.	3.3	17
NCM-BC	Bracket - chrome-plated	1.1	17
NCM-BR	Bracket - red PVC-coated	1.1	17
NCM-BB	Bracket - black PVC-coated	1.1	17
3070-000-110	Tie-down strap only	.2	17

Note: Not for use with play pipes.

QUIC-MOUNT™ Neoprene Post Mount




This solid, moisture-resistant neoprene rubber post is an excellent choice for storage of standard play pipes and stacked couplings.

4" W at bottom, 1-3/8" W at top x 9-1/8" H (when mounted)

MODEL	DESCRIPTION	WT./@ IN LBS.	PRICE LIST PAGE NO.
NPM	Neoprene post mount	1.8	17
NPM 3.25	3-1/4" L NPM for use with MWAB	1.8	17





Keep your compartments organized!

STORZ MOUNTS



MODEL	DESCRIPTION	WT./@ IN LBS.	PRICE LIST PAGE NO.
CM 1.5	1-1/2" or 1-3/4" Mount	.4	18
CM 2.5	2-1/2" Mount	1.1	18
CM 3.0/4.0	3" or 4" Mount	1.7	18
CM 4.0	4" Mount	1.0	18
CM 4.5	4-1/2" Mount	1.3	18
CM 5.0	5" Mount	1.7	18
CM 6.0	6" Mount	2.2	18
CME-1	1" High x 3-1/2" O.D. extension	.6	18
NM	CME-1 less hardware	.4	18
SCM-4	4" Storz mount	1.0	18
SCM-5	5" Storz mount	1.7	18
SCM-6	6" Storz mount	1.8	18

Moisture-resistant neoprene rubber mounts keep couplings secured yet ready for instant use. Simply slide coupling over the mount for orderly, safe storage and lift off when needed - no straps or clips required.

CME-1 extension (below) gives added support to larger couplings. Includes insert and hardware.



CME-1
For use with CM 4.0 and CM 4.5

COUPLING MOUNT SELECTION CHART

ADAPTER COUPLING MOUNT TYPE	THREADED MALE END										THREADED FEMALE END										STORZ END									
	1-½	2	2-½	3	3-½	4	4-½	5	6	1-½	2	2-½	3	3-½	4	4-½	5	6	1-½	2	2-½	3	3-½	4	4-½	5	6			
CM 1.5	●	●								●	●																			
CM 2.5			●									●																		
CM 3.0/4.0				●	●								●	●										●						
CM 4.0								*							●															
CM 4.5																●														
CM 5.0									●								●													
CM 6.0																		●												
SCM-4																								●						
SCM-5																										●				
SCM-6																											●			

*Loose fit not recommended if snug fit is required. Smaller I.D. side of coupling must be used to select mount.

Out Performs All Others!

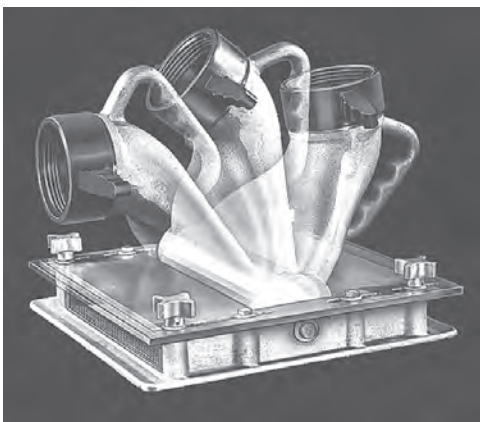


QUIC-DRAFT Suction Strainers permit full use of available water sources down to 1-1/2".

The QD-500 is capable of flows in excess of 1900 GPM and the QD-600 over 2300 GPM.

Suction is unaffected by surface turbulence and a built-in screen keeps debris outside the unit - meaning you never have to shut down a line and disconnect a hose to clean a screen.

The coupling can be adjusted and locked through a 90° arc to prevent bending of the hose, allowing the strainer to always sit flat at the bottom of the tank.

Constructed of high-tensile strength aluminum with a convenient carrying handle and a long-handled anodized aluminum coupling to help you get water flowing in a hurry.



Low-level strainer showing 90° arc of motion. Lockable in any position.

Reference Manual 2030PM1

MODEL	DESCRIPTION	WT. IN LBS.	PRICE LIST PAGE NO.
QD-110-S	5" Low level strainer with Storz coupling A110	28.0/ea.	14
QD-500-NST	5" NST female coupling	28.0/ea.	14
QD-500-LC	5" Less coupling	39.2/ea.	14
QD-500-S	5" Storz coupling, 18" x 13-1/2" x 12-1/2"	41.2/ea.	14
QD-600-NST	6" NST female coupling, 22" x 16" x 14"	31.4/ea.	14
QD-600-LC	6" Less coupling	39.2/ea.	14
QD-600-S	6" Storz coupling	42.2/ea.	14



QUIC-DRAFT Floating Strainers draft water from virtually any source, deep or shallow, insuring you get a sufficient volume of water from pools, ponds, portable tanks, and more.

The FDS-500 is capable of flows in excess of 1750 GPM and the FDS-600 over 2100 GPM.

Strainer can be detached from the float to use alone, for storage purposes, or to leave connected to the hard sleeve. Locks in place to prevent banging against the carrier's legs during transport.

Puncture-resistant, foam-filled polyethylene float is bright yellow to easily locate in darker conditions. Features a molded-in carrying handle.



Don't be fooled by imitations!

Reference Manual 2035PM1

MODEL	DESCRIPTION	WT./@ IN LBS.	PRICE LIST PAGE NO.
FDS-110-S	Storz A110 coupling	25.1	14
FDS-500-NST	5" NST female coupling	27.0	14
FDS-500-S	5" Storz coupling	25.1	14
FDS-600-NST	6" NST female coupling	28.6	14
FDS-600-S	6" Storz coupling	30.5	14
S-500-NST	Strainer box only, 5" NST	14.8	14
S-500-S	Strainer box only, 5" Storz	14.3	14
S-600-NST	Strainer box only, 6" NST	15.3	14
S-600-S	Strainer box only, 6" Storz	19.7	14
FDS-RF	Float only, less hardware	10.2	14
FDS-RF/H	Float only, complete with hardware	12.2	14
FDS-450/500-SC	Screen only for 4-1/2" or 5" box	1.0	14
FDS-600-SC	Screen only for 6" box	1.1	14
FDSR	Riser plate only, complete with hardware	2.4	14



A Model FDSR Riser can be added to any ZICO strainer to prevent portable tank liners from being sucked against the screen.

For mounting straps, see pages 3-33 through 3-35.



Securely store hard sleeves on the side of an apparatus or any other vertical surface. Specially designed QUIC-STRAPS hold the sleeve firmly against the tray. Tray is mounted to the apparatus' uni-struts via two heavy duty brackets.

HSM-U kit includes one solid 10' long, 1/8" thick aluminum tray, two straps (UMVS-1625-11), and two cast aluminum brackets. Mounting to a 1-5/8" uni-strut (not included) will require 3/8-16" strut channel nuts (not included).

For ease of shipping, tray is available as one solid 10' piece or as a two-piece 'split tray'. Both one and two-piece trays are 10' long when assembled. The two-piece tray can be shipped via UPS or FedEx, potentially reducing shipping costs by eliminating the need for motor freight.



Reference Manual 3090PM3

MODEL	DESCRIPTION	WT./SET IN LBS.	PRICE LIST PAGE NO.
HSM-U	Hard suction unistrut mount kit	16.2	22
HSM-U-ST	Hard suction mount kit with split tray	20.2	22
HSS-ST	Single 10' split tray	17.0	26

QUIC-MOUNT™ Horizontal Hard Suction Mount

Secure one or two 10' hard sleeves to a horizontal surface with these solid, cast aluminum mounts and heavy-duty aluminum trays.

HHS-TM-1 includes two mounts, one tray, and two straps.

HHS-TM-2 includes two mounts, two trays, and four straps.



Shown: HHS-TM-1



Mounts for the HHS-TM-1



Mounts for the HHS-TM-2



Shown:
HHS-TM-2
with only 1 of the
2 trays attached

Reference Manual 3090PM4

MODEL	DESCRIPTION	WT./@ IN LBS.	PRICE LIST PAGE NO.
HHS-TM-1	Horizontal hard sleeve mount with (1) 10' solid tray	26.4	22
HHS-TM-2	Horizontal hard sleeve mount with (2) 10' solid tray	52.8	22
HHS-TM-1-ST	Horizontal hard sleeve mount with (1) 10' split tray	30.0	22
HHS-TM-2-ST	Horizontal hard sleeve mount with (2) 10' split tray	60.0	22



Easily secure two 10' hard sleeves to a horizontal surface, one right above the other.

Includes two cast aluminum mounts, two aluminum trays (solid or split), and four straps.

Easy to retrofit.



Reference Manual 3090PM4

MODEL	DESCRIPTION	WT./SET IN LBS.	PRICE LIST PAGE NO.
HHS-TMV-2	Vertical hard sleeve mount with (2) 10' solid trays	49.25	22
HHS-TMV-2-ST	Vertical hard sleeve mount with (2) 10' split trays	49.25	22

QUIC-LIFT® Horizontal Hard Sleeve System

Store up to three hard sleeves over the top of the apparatus, freeing up more room for compartment storage in the side body below.

At the flip of a switch the system lowers the sleeves to a convenient height for safe and easy retrieval. Boom lowers sleeves away from the side body, so that access to side compartments remains unrestricted.

Powered by a beefy, self-contained hydraulic piston with a maximum load of 500 lbs.

Meets NFPA 1901-09 Standard. A Flashing Light Kit is provided.



Reference Manual 3097PM20

To mount an additional hard sleeve, pike poles, or folding ladders to your HHSS-3, see page 3-59

MODEL	DESCRIPTION	WT./SET IN LBS.	PRICE LIST PAGE NO.
HHSS-3	Complete system for three hard sleeves	300.0	27

For portable tanks, see page 2-17.

Lower two hard sleeves to a convenient height for safe and easy retrieval - no straining or climbing required.

Constructed with rugged cast aluminum. Hard sleeves rest in 1/8" thick aluminum trays. High-strength hook and loop straps secure sleeves firmly in place.

Electric units, HSS-200 and HSS-CWT-210, accommodate a 300 lb. max load.

Hydraulic unit, HSS-HA2-2, uses self-contained hydraulic actuators for a more parallel operating motion and a 300 lb. max load.

An optional third hard sleeve can be added to the top of the unit. To do so, order one LAS-FLB, one HSS-TMC, one HSS-SAT-10, and one HSS-TMH.

For mounting of pike poles and other accessories, see pages 3-54 through 3-56.



Reference Manual 3097PM1

MODEL	DESCRIPTION	WT. IN LBS.	PRICE LIST PAGE NO.
HSS-200	Basic unit - less trays	138.0/set	26
HSS-CWT-210	Complete unit with two 10' trays - electric	173.0/set	26
HSS-HA2-2	Complete unit with two 10' trays - hydraulic	173.0/set	26
HSS-SAT-10	Single aluminum tray - 10'	13.9/ea.	26
HSS-TMH	Tray mount hardware - set	1.0/set	26
HSS-TMC	Tray mount casting with hardware - set	2.7/set	26

QUIC-LIFT® Horizontal Hard Sleeve System - Extend Down




Great for high shelves or shorter personnel, the Hard Sleeve System-Extend Down lowers the hard sleeves an amazing 36 inches, 12 inches more than our standard models.

Self-contained hydraulic actuators allow for a more parallel operating motion and a 300 lb. max load.

For mounting of pike poles and other accessories, see pages 3-54 to 3-56.

To view a video, visit www.ziamatic.com

MODEL	DESCRIPTION	WT./SET IN LBS.	PRICE LIST PAGE NO.
HSS-XT-2	Complete unit extend down with two 10' trays	150.0	26



Model HA-HS-6-4

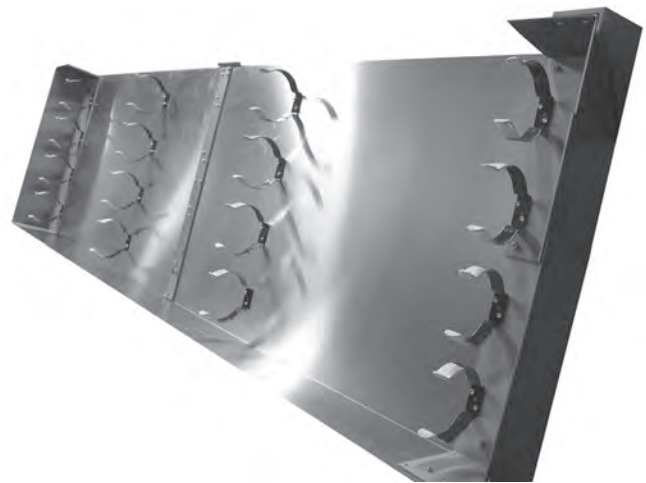
Quickly retrieve up to four hard sleeves from over the side compartments! This revolutionary new hydraulic system provides a more even, parallel operating motion and lowers sleeves to a convenient height for safe and easy retrieval.

Depending on desired box size, the HA-HS can accommodate two to four, 5" or 6" hard sleeves. Add a fifth to the top of the unit with the Horizontal Hard Sleeve Mount (sold separately, see page 2-10).

Available for new and existing apparatus.

Consider placing a PTS-HA on one side of your tanker and an HA-HS on the other - they work great together!

For an elliptical tank adapter, see page 2-16.



Reference Manual 3090PM2

MODEL	DESCRIPTION	WT./@ IN LBS.	PRICE LIST PAGE NO.
HA-HS-6-4	System for four 6" sleeves	188.0	21
HA-HS-6-3	System for three 6" sleeves	188.0	21
HA-HS-6-2	System for two 6" sleeves	188.0	21
HA-HS-5-4	System for four 5" sleeves	188.0	21
HA-HS-5-3	System for three 5" sleeves	188.0	21
HA-HS-5-2	System for two 5" sleeves	188.0	21

Note: Hard sleeves and hard cover not included.

To view a video, visit www.ziamatic.com





Easily retrieve 10' hard sleeve from a high apparatus shelf

-
Eliminate dangerous climbing

-
Reduce risk of dropped equipment resulting in injury or apparatus damage

-
So easy to operate a single firefighter can do it!


Reference Manual 3093PM1

MODEL	DESCRIPTION	WT./@ IN LBS.	PRICE LIST PAGE NO.
HSG-1-D-10	Hard sleeve gantry - driver's side	120.0	22
HSG-1-O-10	Hard sleeve gantry - officer's side	120.0	22
HSG-LB-C	Light bracket assembly - circular	5.0	22
HSG-LB-R	Light bracket assembly - rectangular	5.0	22



Patented catch holds sleeve in place,
even after straps are removed

To view a video, visit www.ziamatic.com



Our QUIC-LIFT™ Portable Tank System brings the portable tank to you!



Portable tank in storage position

At the flick of a switch, the tank is lowered for easy removal



Tank Cover Note: We provide tank cover mounting hardware only. The protective cover itself is provided by apparatus manufacturer or third-party fabricator.

Features:

- Stores portable tank over the side compartments of an apparatus and lowers to a convenient height at the flip of a switch for quick, easy, and safe tank retrieval.
- Tank boxes secure virtually all popular makes and models of portable tank; the adjustable box is configured to meet your needs.
- Can be installed on new or existing apparatus
- Controlled by double pole, double throw momentary switch
- Self-locking in any position
- NFPA compliant - flashing light kit provides visual alert when system is out of stored position.

Specs:

- System consists of two (2) aluminum casting sets, two (2) adjustable tank boxes, and two (2) self-contained hydraulic actuators (no hoses required).
- Tank box will accommodate portable tanks up to 36" H x 9" W when collapsed.
- Requires mounting surface equal to length of collapsed tank plus 21" (10-1/2" per casting)

To view a video, visit www.ziamatic.com



Shown with directly mounted hard cover and hard sleeve mount (not included).

- Combines popular, time-tested PTS design with added strength and reliability of hydraulic actuators.
- Provides a more even, parallel operating motion.
- Creates a stronger, more rigid system, allowing for the mounting of a hard cover (not included) and one hard sleeve (not included) directly to the tank box.
- Hydraulic actuators are self-contained - no hydraulic hoses needed.
- Designed for use on shelves with a minimum depth of 8-1/2".
- Requires 12V, 80 amp electrical source.
- Sustains maximum load of 500 lbs.

Note: PTS-HA is not a direct, bolt-on replacement for older electric PTS models. Mounting hole pattern and wiring is different. Please plan accordingly.

Note: Specify make and model of portable tank when ordering. If using tank cover, order Center Hinge Hardware Kit in addition to unit.

Reference Manual 3098PM5

MODEL	DESCRIPTION	WT./@ IN LBS.	PRICE LIST PAGE NO.
PTS-HA	Hydraulic Portable Tank System	188.0	26
PTS-HA-CH	Center Hinge Hardware Kit	6.0	26

QUIC-LIFT™ Elliptical Tank Adapters



Safely mount a QUIC-LIFT Portable Tank or Hard Sleeve System to your elliptical tanker with an Elliptical Tank Adapter set.

Adapter consists of two mounting plates and support castings. 16-3/4" W x 16" D mounting plate is 3/8" thick aluminum. Aluminum support is 9-3/4" H x 7-1/2" W x 3" D.

Note: Mounting plates are not interchangeable between the older electric and current hydraulic systems. Please order accordingly.



MODEL	DESCRIPTION	WT. IN LBS.	PRICE LIST PAGE NO.
PTS-HA-ETA	Complete adapter set/hardware - hydraulic	29.0/set	26
3098-415-110	Mounting plate - hydraulic (each)	10.1/ea.	26
3098-115-105	Support casting - universal (each)	4.4/ea.	26



Portable tank and hard sleeve in stored position

Store your portable tank horizontally over top of the apparatus, leaving more space for compartments below.

System lowers to a comfortable height at the flip of a switch, allowing for safe and easy tank retrieval, and reducing risk of injury.



Portable tank lowered for easy removal

Side compartments remain accessible when system is in the lowered position.

New and improved! A stronger, beefier, hydraulic cylinder now capable of sustaining a 500 lb. maximum load.

NFPA compliant with built-in electric safety latch and flashing light kit that provides a visual signal when system is out of the stored position.



Sturdy construction provides years of trouble-free service.



End view of tank and hard sleeve in down position. Compartments remain accessible.

Requires only 14" W (C) x 12" D (B) x 38" to 56" H (A) area for mounting (see drawing below).

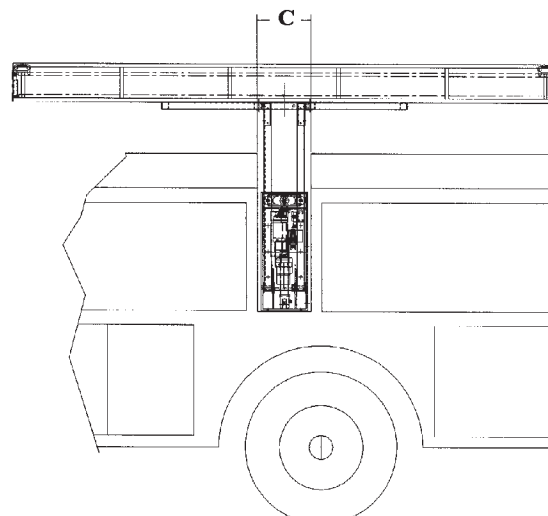
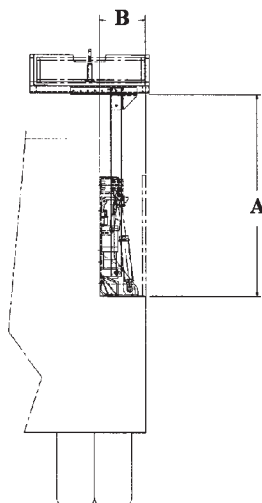
System ships complete and ready to install. Electrical panel and control panel provided. Boom arms may be cut down by installer to achieve desired length.

To mount hard sleeves, pike poles, and folding ladders to your HPTS, see page 3-59.

Note: Actual product shipped may not appear as units pictured due to differences in tank sizes and configuration. Please contact ZICO for drawings with your specific tank.

Reference Manual 3097PM6

MODEL	DESCRIPTION	WT./@ IN LBS.	PRICE LIST PAGE NO.
HPTS	Complete horizontal system for portable tank	240.0	26



APPARATUS HARDWARE & EQUIPMENT

<u>QUIC-MOUNT™ TOOL MOUNTING</u>	3-3 through 3-18
EZ-MOUNT Adhesive Fastening System	3-3
Mountable Tool Boards	3-4
Multi-purpose Mounting Brackets & Clips	3-5 through 3-7
Axe Holders	3-8 & 3-10
QUIC-BAR® Halligan Mounts	3-9 & 3-10
Hammer Brackets	3-11
Pike & Hook Holders	3-12 & 3-13
Shovel Mount	3-13
Saw & Drill Mounts	3-14 through 3-17
Bolt Cutter Bracket	3-17
<u>QUIC-MOUNT™ EQUIPMENT STORAGE</u>	3-19 through 3-24
Chain & Adapter Holders	3-19
Container & Safety Can Mounts	3-20 & 3-23
Premix & Bar Oil Mounts	3-21 & 3-22
Universal Deck Mount	3-22
Portable Scene Light Bracket	3-23
Portable Generator Mount	3-24
Electrical Cord & Adapter Storage	3-24
<u>EXTRICATION TOOL & STRUT STORAGE</u>	3-25 through 3-28
Extrication Tool Holders	3-25 through 3-28
Strut Brackets	3-28

(continued on next page)

<u>HELMET STORAGE</u>	3-29
<u>QUIC-STRAP™ STORAGE</u>	3-30 through 3-36
QUIC-STRAP™ Cylinder System	3-31 & 3-32
QUIC-STRAP™ Utility Mounting System	3-33 & 3-34
QUIC-STRAP™ Aluminum Buckle Straps	3-35
QUIC-STRAP™ Specialty Straps	3-36
<u>QUIC-RELEASE® GAS CYLINDER STORAGE & TRANSPORT</u>	3-38 through 3-46
Oxygen Tank Systems (OTS)	3-38 through 3-40
Oxygen Cylinder Lifts	3-41
Gas Cylinder Brackets	3-42 & 3-43
“D” & “E” Cylinder Brackets	3-44 through 3-46
<u>LADDER STORAGE</u>	3-47 through 3-61
QUIC-MOUNT™ Ladder Mounting Sets	3-47
QUIC-MOUNT™ Folding Ladder Brackets & Unistrut Kits	3-48
QUIC-LIFT® Ladder Access Systems (LAS)	3-49
- Standard Electric	3-50
- Standard Hydraulic	3-51
- Bulkhead Electric	3-52
- Extend Down	3-53
QUIC-LIFT® Horizontal Ladder Access System (HLAS)	3-57 through 3-59
QUIC-LIFT® Outside Arm Ladder System (OALS)	3-60 & 3-61
<u>VEHICLE LADDERS</u>	3-62 & 3-63
<u>VEHICLE SHELVING</u>	3-64
<u>VEHICLE SEATING</u>	3-64 & 3-65
<u>VEHICLE STEPS</u>	3-66 through 3-68
<u>QUIC-CHOC® WHEEL CHOCS</u>	3-69 through 3-72
Folding Wheel Choc & Accessories	3-69 & 3-70
Standard Wheel Chocs & Accessories	3-71 & 3-72

The EZ-Mount System - How Does It Work?

The EZ-Mount System is a unique line of adhesive and fasteners designed for use on virtually any surface. Our unique, non-sag acrylic adhesive holds your parts in place through permanent, high-strength structural bonds. Bonds that provide as much as 2,700 lbs. of tensile strength in only 20 to 30 minutes. Great for running wiring/cables and mounting equipment/tool brackets/lightbars without drilling holes!



Why Use EZ-Mount?

- Neat & clean installation
 - Eliminates drilling/tapping, which exposes the core to moisture and leaks
 - Eliminates risk of inadvertent drilling damage and expensive repair
- Can be mounted in difficult locations where larger tools and/or people have poor access
- Easy to use without the need for specialized labor

EZ-Mount is used by top apparatus manufacturers!

Our Kit Includes:

- 1 x Plastic storage container
- 1 x Dispensing gun
- 10 x Mixing tips
- 1 x No-slide bonder adhesive
- 6 x 3/4" studs
- 6 x 1/2" studs
- 6 x 1" studs
- 25 x Wire tie mounts
- 25 x Footman's loop tie-downs




Then simply re-order only the parts you need!*

Reference Manual 3082PM1

MODEL	DESCRIPTION	WT./@ IN LBS.	PRICE LIST PAGE NO.
QM-45100	Apparatus installation kit	3.5	19

*For replacement parts, see Price List page 19.

Outfitting a compartment has never been easier!



The EZ-MOUNT Tool Board Process:

1. Lay out and mount all of your tool brackets to your tool board while sitting comfortably at your workbench - no twisting, turning, or reaching around the confines of the compartment over and over again.
2. Using our powerful EZ-MOUNT adhesive (see page 3-3), place a stud in each corner of the compartment, lined up with the holes in the corners of your tool board.
3. When ready, simply slide the entire board over the studs and secure at each corner. It's that easy!


Benefits:

- A fast, easy, and strain-free mounting process
- Zero holes in your apparatus walls and no risk of inadvertent drilling damage to your water tank
- Want to change your layout? All you have to do is pull out the board, re-arrange the tools, and slide it back in.
- Swap entire boards between same-size compartments by just sliding a board off one set of studs and sliding it onto another!

Aluminum tool boards are 1/4" thick with a 1" on center grid pattern. Corner holes are pre-drilled for mounting.

Poly boards are 1/2" thick. Black in color. No pre-drilled holes.

To view a video, visit www.ziamatic.com



MODEL	DESCRIPTION	WT./@ IN LBS.	PRICE LIST PAGE NO.
QM-PB-20-28	Aluminum peg board 20" x 28"		19
QM-PB-24-28	Aluminum peg board 24" x 28"		19
QM-PB-23-30	Aluminum peg board 23" x 30"		19
QM-SPB-20-28	Solid poly board 20" x 28"		19
QM-SPB-24-28	Solid poly board 24" x 28"		19
QM-SPB-23-30	Solid poly board 23" x 30"		19
QM-PB-KIT-6	EZ-MOUNT board kit w/studs		N/A



Each bracket is designed to accommodate a range of tool diameters. Solid, powder-coated cast aluminum brackets won't crack, rot, or rip off the wall, whether mounted inside or outside of the apparatus. Flexible, UV-stabilized draw latches grip tools firmly in place. Bases leave a small footprint for maximum usage of available space.



Horizontal



Double Horizontal



Vertical




Double Vertical



Low Profile



Quic-Bar




New slotted bases allow for more flexibility and easier mounting to 1" x 1" tool boards, providing more customization options when planning a compartment layout. Brackets can even be mounted diagonally for a more efficient use of space, something difficult to do with "track" style boards.

MODEL	DESCRIPTION	WT./@ IN LBS.	PRICE LIST PAGE NO.
VM-5	Horiz. bracket 1" to 1.3" dia.	.4	20
VM-5-S	Horiz. bracket w/slotted holes 1" to 1.3" dia.	.4	20
VM-7	Horiz. bracket 1.3" to 1.6" dia.	.5	20
VM-7-S	Horiz. bracket w/slotted holes 1.3" to 1.6" dia.	.5	20
VM-5-V	Vertical bracket 1" to 1.3" dia.	.5	20
VM-7-V	Vertical bracket 1.3" to 1.6" dia.	.6	20
DVM-5	Double horiz. bracket 1" to 1.3" dia.	.7	20
DVM-5-S	Double horiz. bracket w/slotted holes 1" to 1.3" dia.	.7	20
DVM-7	Double horiz. bracket 1.3" to 1.6" dia.	.8	20
DVM-7-S	Double horiz. bracket w/slotted holes 1.3" to 1.6" dia.	.8	20
DVVM-5	Double vertical bracket 1" to 1.3" dia.	.4	20
DVVM-7	Double vertical bracket 1.3" to 1.6" dia.	.4	20
LPVM-5	Low profile bracket 1" to 1.3" dia.	.3	20
LPVM-5-S	Low profile bracket w/slotted holes 1" to 1.3" dia.	.3	20
LPVM-7	Low profile bracket 1.3" to 1.6" dia.	.4	20
LPVM-7-S	Low profile bracket w/slotted holes 1.3" to 1.6" dia.	.4	20
VM-QB	Horiz. bracket for up to 1.12" bar dia.	.4	20

Extruded aluminum brackets have flared ends for easy tool placement. Brackets may be mounted horizontally or vertically with the detent pins holding the tool securely in place.


Pre-drilled holes provide secure mounting to apparatus. Great for struts, Denver tools, shovels, brooms, and more.



TH-1 will hold tools up to 1-3/8" W x 2-1/16" D.

MODEL	DESCRIPTION	WT./@ IN LBS.	PRICE LIST PAGE NO.
TH-1	3-1/8" W x 4" L x 3-1/8" H	.5	22


QUIC-MOUNT™ Utility Tool Holders



An extremely flexible mounting option. Mix and match components to secure tools and equipment. Ideal for rectangular tool boxes and oddly shaped items.

The 1/4" thick powder-coated aluminum brackets have an internal height of 4-3/4" and are 4-3/4" wide (model UTH-AS is 5" wide). 1/4" mounting holes are provided.

For cable and pin assemblies, see page 3-18.



MODEL	DESCRIPTION	WT./@ IN LBS.	PRICE LIST PAGE NO.
UTH-LE	Utility holder - left end	.9	23
UTH-RE	Utility holder - right end	.9	23
UTH-AS	Utility holder - angle stop	.8	23

Tulip clips are ideal for holding axes, salvage and overhaul equipment, and other miscellaneous tools. Spring clip may be mounted alone, in conjunction with an offset bracket for vertical surface mounting, or with a straight bracket for horizontal surface mounting. Pre-drilled holes make mounting easy.

MODEL	DESCRIPTION	WT./@ IN LBS.	PRICE LIST PAGE NO.
TC-1	Tulip clip - chrome plated	.2	18
TC-OB	Offset bracket - zinc plated	.1	18
TC-SB	Straight bracket - zinc plated	.1	18

Offset Bracket



Tulip Clip



Straight
Bracket

Sizes:

Tulip clip - 3-1/4" H x 2" W x 1" D - Clip opening range 3/4" to 1-1/4"

Clip mounted on offset bracket - 3-5/8" H x 3" W x 2-9/16" D

Clip mounted on straight bracket - 3-5/8" H x 3" W x 2" D

QUIC-MOUNT™ Tool Clips - Steel

MODEL	DIA.	HOLE DIA.	PCS./ PKG.	WT./PKG. IN LBS.	COLOR	PRICE LIST PAGE NO.
CL .25	.25"	.144"	6	.1	Black	18
CL .50	.50"	.169"	6	.1	Black	18
CL .75	.75"	.144"	6	.1	Black	18
CL 1.00	1.00"	.144"	4	.2	Black	18
CL 1.25	1.25"	.144"	4	.3	Black	18
CL 1.50	1.50"	.169"	2	.2	Black	18
CL 2.00	2.00"	.195"	2	.3	Red	18



Spring steel clips will neatly store all your small tools. No more hunting for misplaced hammers, screwdrivers, etc.

Clips are black or red PVC-coated carbon steel, tempered per MIL-H-6875. Easy to apply to any surface. A range of diameters is available to fit your needs. Designed to flex 1/16" or .0625".

QUIC-MOUNT™ Tool Clips - Thermoplastic

Clips are non-conductive, non-magnetic, and non-corrosive. Ideal for indoor and outdoor use. Black in color.

MODEL	DIA.	EXPANSION RANGE	WT./@ IN LBS.	PRICE LIST PAGE NO.
CLPR-050-B	.50"	1/2" to 5/8"	.1	18
CLPR-075-B	.75"	5/8" to 3/4"	.1	18
CLPR-100-B	1.00"	7/8" to 1"	.1	18
CLPR-125-B	1.25"	1-1/8" to 1-3/8"	.1	18
CLPR-150-B	1.50"	1-3/8" to 1-5/8"	.1	18
CLPR-175-B	1.75"	1-5/8" to 1-7/8"	.1	18
CLPR-200-B	2.00"	1-7/8" to 2-1/8"	.1	18



Heavy-duty, thermoplastic spring clips keep shovels, brooms, flashlights and other items safe. Designed with rounded edges to help prevent injuries.

Models H-AB and VM-AHB



Access your axes faster with this easy-to-use, powder-coated aluminum holder. Axe blade rests in holder slot, protected and ready to be quickly lifted free. A flexible, UV-stabilized draw latch can be added to secure the handle (sold separately). For use with 6 lb. and 8 lb. flat and pick head axes. May be mounted horizontally or vertically.

Model AWMB



This powder-coated aluminum casting holds 6 lb. flat and pick head axes on a vertical surface. Detent pin adds extra security during transport.

Model AHB



Enclose your 6 lb. or 8 lb. flat or pick head axe head in this stainless steel bracket for maximum safety. Adjustable bracket components provide for a glove-like fit. Blade is protected by a replaceable plastic sleeve. Slot in side of bracket allows for pick to protrude. Pinned handle holder keeps handle end secured. May be mounted horizontally or vertically.

Reference Manual 3095PM5

MODEL	DESCRIPTION	WT./@ IN LBS.	PRICE LIST PAGE NO.
H-AB	Axe holder - painted	1.6	23
VM-AHB	Axe handle bracket	0.4	23
AHB	Axe holder bracket	3.8	23
AWMB	Axe wall mounting bracket	4.0	23

For axes, see page 4-2.

VERTICAL HOLDERS



Model MB-2-V or Model MB-20-V

HORIZONTAL HOLDERS



Model MB-2



Model MB-20

HORIZONTAL DOUBLE HOLDER



Model MB-22


Designed specifically for storage of Halligan-style tools, inside or outside of the crew cab.

Heavy-duty, powder-coated cast aluminum brackets have thick detent pins to hold tools securely in place.


NFPA compliant and third party tested to exceed the 11G standard.

MB-2 & MB-22 Series: 1-3/16" openings, ideal for standard 20" to 42" L tools.

MB-20 Series: 3/4" openings, ideal for "mini" tools.



Model MB-20



Model MB-22

For additional Halligan mounting options, see pages 3-5 & 3-10.

For QUIC-BAR Halligan-style tools, see page 4-3.

MODEL	DESCRIPTION	WT./SET IN LBS.	PRICE LIST PAGE NO.
MB-2	Horizontal - painted	.7	19
MB-2-V	Vertical - painted	1.0	19
MB-22	Horizontal - dual mount - painted	1.2	19
MB-20	Horizontal - painted	.6	19
MB-20-V	Vertical - painted	.9	19

Note: All models sold in pairs.

Our safest crew cab storage option.

NFPA compliant and third party tested to exceed the 11G standard, this bracket takes the next step in personnel safety - the pointed ends of the Halligan-style tool can be positioned toward the wall or mounting surface and away from firefighters, further minimizing the risk of injury.

Made with heavy-duty, powder-coated cast aluminum. 1-1/4" openings. May be mounted horizontally or vertically.




3080-155-910

3080-155-912

MODEL	DESCRIPTION	WT. IN LBS.	PRICE LIST PAGE NO.
MB-SQB	Mounting bracket set	1.9/set	19
3080-155-910	Head end casting only	1.4/ea.	19
3080-155-912	Claw end casting only	.5/ea.	19

QUIC-BAR® & Axe Mounting Bracket



Axe Handle End
P/N 3080-175-910

Axe Head End
P/N 3080-175-911

Stop
P/N 3080-177-115

Straps not included*

Store a set of irons together and ready for action!

Heavy-duty, powder-coated cast aluminum, now with a wider "axe head end" to accommodate a greater variety of tool brands and combinations. May be mounted horizontally or vertically.

NFPA compliant and third party tested to exceed the 11G standard when stop is in place.

MODEL	DESCRIPTION	WT./SET IN LBS.	PRICE LIST PAGE NO.
MB-3PBA	QUIC-BAR/Axe mounting bracket set with stop	6.5	19
MB-B/A	QUIC-BAR/Axe mounting bracket set less stop	4.3	19

*Specialty QUIC-STRAP set available for securing marriage of irons (Model ABCS, sold separately). Shoulder strap (SS-4800) available for carrying tools. See page 3-36 for more information.



Shown: Bracket with
12 and 3 lb. sledges

Designed for use with 2 lb. to 16 lb. double face sledges and 1 lb. to 9 lb. dead blow hammers.

Bracket is 2-3/4" H x 3" D - Expandable from 5-1/4" to 8-3/4" W to fit various sized tools. Stainless steel for years of dependable service.

NFPA compliant and third party tested to exceed the 11G standard.

For sledge hammers, see page 4-4.

Reference Manual 3095PM1

MODEL	DESCRIPTION	WT./@ IN LBS.	PRICE LIST PAGE NO.
SHB	Sledge hammer bracket	3.0	23



Bracket components

QUIC-MOUNT™ Z-Shlammer Holder

Secure a single 6 lb. or 8 lb. Z-Shlammer tool with this modified sledge hammer bracket.

Bracket is 2-3/4" H x 3" D - expandable from 5-1/4" to 8-3/4" W. Stainless steel.

A UV-stabilized flexible strap secures handle in place.

For Z-Shlammer tools, see page 4-4.

Reference Manual 3095PM15

MODEL	DESCRIPTION	WT./@ IN LBS.	PRICE LIST PAGE NO.
QM-ZSH	Z-Shlammer holder	2.1	23




For use with most pike poles, closet hooks, and similar round-handled tools.

Holders are made of rugged cast aluminum and powder-coated to protect your tools and provide years of maintenance-free service.

Parts PPMB-C, PPMB-DS, and PPMB-DD have cables and pins to securely hold tools.

Single tool holders - Parts A and C are typically used on the handle with the head fitting into Parts B, D or DS. Two Part C's may be used on closet hooks or other poles with a "D" handle on one end and a pike head on the other.



Double tool holders - Mount two tools side by side. Part AA holds the handle while Part BB or DD retains the head.



Note: Holders sold each. Two holders are required for all tools.

Opening size of holders:

<u>PART</u>	<u>OPENING WIDTH</u>
A	1-7/8"
B	1/2"
C	1-3/8"
D	1/2"
DS	1-1/8"
AA	1-7/8"
BB	1/2"
DD	1-1/8"

<u>MODEL</u>	<u>DESCRIPTION</u>	<u>WT./@ IN LBS.</u>	<u>PRICE LIST PAGE NO.</u>
PPMB-A	Ring bracket - painted	.6	19
PPMB-B	Fork bracket - painted	.4	19
PPMB-C	Pole bracket - painted	.5	19
PPMB-D	Vertical fork - painted	.4	19
PPMB-DS	Dickie bracket - painted	.4	19
PPMB-AA	Double ring - painted	1.0	19
PPMB-BB	Double fork - painted	.7	19
PPMB-DD	Double Dickie - painted	.7	19

See page 3-7 (QUIC-MOUNT™ tool clips) for alternate mounting options.

For replacement cable and pin assemblies, see page 3-18.

For salvage and overhaul tools, see pages 4-6 through 4-8.



This cast aluminum mounting plate hangs ceiling & wall style tools in a vertical position.

The durable powder-coated plate is pre-drilled for easy mounting.

Handle may be secured with a VM-5 Variable Mount (sold separately, see page 3-5).

For ceiling & wall tools, see pages 4-6 & 4-7.



MODEL	DESCRIPTION	WT./@ IN LBS.	PRICE LIST PAGE NO.
QM-CWH	Ceiling & wall tool holder	.9	20

Shovel Mounts



Model QM-SB

Shovel mounting system holds up to two shovels securely in place.

QM-SB adjusts to hold two handles with no rattle or movement.

QM-SH hanger hooks secure the shovel heads. 7-1/4" W x 4" H base and four mounting holes.

For shovels, see page 4-10.



Model QM-SH



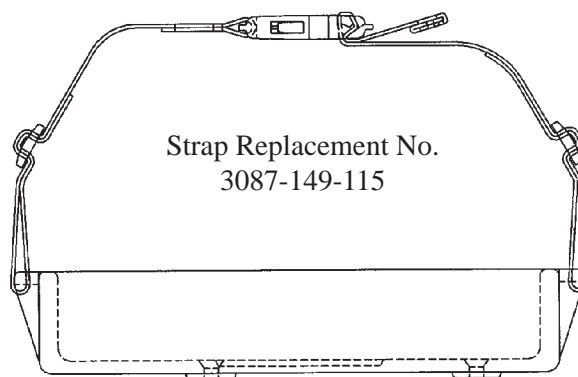
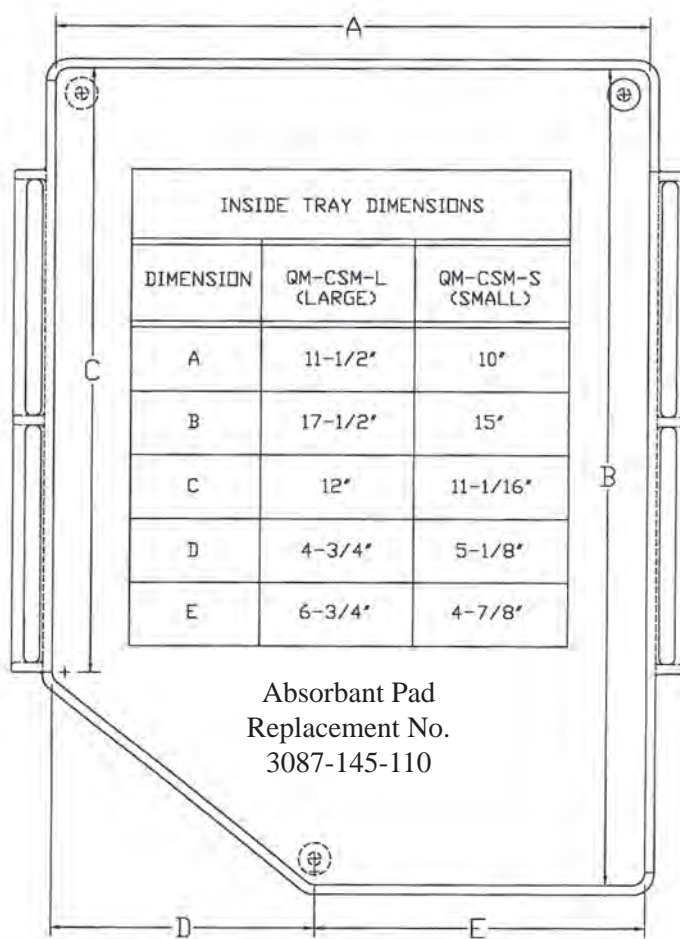
MODEL	DESCRIPTION	WT./@ IN LBS.	PRICE LIST PAGE NO.
QM-SB	Shovel bracket	.8	21
QM-SH	Shovel holder	2.3	21

Mount chain saws, abrasive cut-off saws and other gasoline-engine tools on these specially-designed brackets. An absorbant pad collects loose fluids and may be replaced as required.

A heavy-duty safety strap secures the saw on the bracket.


Available in two sizes. See chart for dimensions.

For adjustable saw mount, see page 3-15.



Reference Manual 3087PM2

MODEL	DESCRIPTION	REPLACEMENT STRAP NO.	WT./@ IN LBS.	PRICE LIST PAGE NO.
QM-CSM-L	Chain saw mount - large	3087-149-115	5.8	20
QM-CSM-S	Chain saw mount - small	3087-149-115	4.5	20



Accommodates virtually any gas-powered saw, including circular & chain.

Heavy-duty nylon strap & buckle are easy to release when seconds count.

Absorbant, replaceable pad collects loose fluids, keeping compartments clean.

Got a new saw? Or just re-arranging the ones you have? Save money & simply re-adjust the mount!




Slide mount in for thinner saws & pull out for wider, giving you a virtually perfect fit

Reference Manual 3087PM11

MODEL	DESCRIPTION	WT./@ IN LBS.	PRICE LIST PAGE NO.
QM-ACSM-1	Adjustable chainsaw mount	3.2	21

QUIC-MOUNT™ Spare Chain Holder




Keep your replacement chainsaw chains stored and secured right next to the saws themselves.

Holder accommodates loose, bagged, & blister-packaged chains.

Reference Manual 3087PM14

MODEL	DESCRIPTION	WT./@ IN LBS.	PRICE LIST PAGE NO.
QM-SCH	Spare chain holder	4.0	21



Expandable up to four slots, so you can choose the blade storage option best tailored to suit your needs.

Slots allow you to organize different types of blades within a single holder, keeping them all in one place while still easy to identify and grab in a hurry.

Accommodate virtually any 10", 12", or 14" diameter blades.

Made of heavy-duty aluminum, maximizing durability while minimizing rusting/corrosion.

Reference Manual 3087PM16

MODEL	DESCRIPTION	WT./@ IN LBS.	PRICE LIST PAGE NO.
QM-SBH	Saw blade holder with 1 slot	4.6	21
QM-SBH-AS	Additional slot kit	1.5	21

QUIC-MOUNT™ Saw Blade Shelf



Make use of every inch of your compartment space by storing your spare saw blades up underneath the compartment shelf. An access slot in the bottom of the tray allows you to easily remove blades when needed.

Reference Manual 3087PM15

MODEL	DESCRIPTION	WT./@ IN LBS.	PRICE LIST PAGE NO.
QM-SBS	Saw blade shelf	3.0	21


QUIC-MOUNT™ Saw Blade Post Mount



Store your circular saw blades up and out of the way, secured tightly against the compartment wall - an efficient use of otherwise wasted compartment space.

Reference Manual 3087PM12

MODEL	DESCRIPTION	WT./@ IN LBS.	PRICE LIST PAGE NO.
QM-SBPM	Saw blade post mount	.8	21



This aluminum bracket can be mounted either horizontally or vertically. The saw is held securely in place with a quick-release strap. Fits virtually all reciprocating saws.

Reference Manual 3087PM3

MODEL	DESCRIPTION	WT./@ IN LBS.	PRICE LIST PAGE NO.
QM-RSH	Reciprocating saw holder	0.9	21

QUIC-MOUNT™ Cordless Drill Holder



Solid, cast aluminum base with quick-release buckle strap. Secures most standard 20V drill guns.

Outside Dimensions:

5-7/16" x 4-27/32" x 2-3/4"

Inside Dimensions:

5" x 3-1/2" x 2-3/4"

Reference Manual 3095PM3

MODEL	DESCRIPTION	WT./@ IN LBS.	PRICE LIST PAGE NO.
CDH-14	Cordless drill holder	3.6	23

QUIC-MOUNT™ Bolt Cutter Bracket



Standard bolt cutter bracket is designed for use with 18" to 36" bolt cutters, with adjustable stop and pin.

Large bolt cutter bracket ideal for bolt cutters larger than 36".

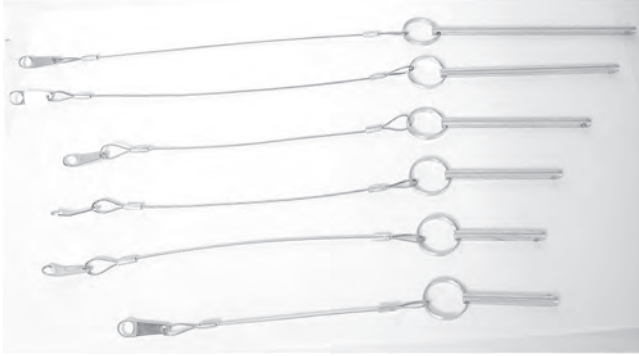
Utility straps hold the bolt cutter handles firmly in place. For replacement straps, order one each 3099-633-105 fixed strap and one each 3099-735-105 variable strap.

For bolt cutters, see page 4-14.

Reference Manual 3095PM2



MODEL	DESCRIPTION	WT./@ IN LBS.	PRICE LIST PAGE NO.
BCB	Bolt cutter bracket	1.8	23
BCB-L	Large bolt cutter bracket	2.0	23



Cable is 3/64" diameter stainless steel. Formed retainer washer is designed for use with 1/4" mounting hardware. Pins are 1/4" diameter detent pins and the length shown is the effective length.

MODEL	DESCRIPTION	WT./@ IN LBS.	PRICE LIST PAGE NO.
CPA-6-175	6" Cable and 1.75" pin	.1	20
CPA-8-175	8" Cable and 1.75" pin	.1	20
CPA-8-225	8" Cable and 2.25" pin	.1	20
CPA-8-250	8" Cable and 2.50" pin	.1	20
CPA-10-350	10" Cable and 3.50" pin	.1	20
CPA-10-450	10" Cable and 4.50" pin	.1	20
CPA-10-525	10" Cable and 5.25" pin	.1	20
CPA-10-600	10" Cable and 6.00" pin	.1	20



Model QM-CB

Rod protrudes 2-1/2" from the mounting plate with 14" between the two ends.



Mount chains, come-alongs, electrical cords and hydraulic hoses neatly and conveniently with these chain and tool holders.

Holders have 4" square bases with four holes for mounting. Hooks and rods are 3/8" diameter steel and have a black powder coat finish.

QUIC-STRAP mounting straps may be used to secure hanging chains, cords, etc. to the side of the compartment so they do not swing freely. See pages 3-33 to 3-35.

Model QM-CH

Hook protrudes 3-1/4" from the mounting plate with a 2" opening at the top.



MODEL	DESCRIPTION	WT./@ IN LBS.	PRICE LIST PAGE NO.
QM-CH	Chain hook	1.3	20
QM-CB	Chain bar	2.6	20
QM-AH	Adapter hanger	1.2	20



Model QM-AH

Adapter hanger is ideal for mounting couplings, adapters, electrical cords, rope, hoses, etc. Post is 6" long and mounted on a 60-degree angle.



Our full line of cast aluminum container mounts with 1" nylon safety straps and quick-release buckles.

			
Model QM-RCH-2.5: Rectangular container holder for 2.5-gallon plastic can. 9-1/4" W x 10-1/4" L		Model QM-OSC-1: Oval holder for 1-gallon oval safety can. 6-3/4" W x 9-1/4" L	
			
Model QM-JC-5: Rectangular holder for standard 5-gallon jerry can. 7-1/2" W x 14-3/4" L		Model QM-RGC-13: Round holder for 5-gallon safety can. 13-1/2" I.D.	
			
Model QM-RGC-9: Round safety can mount was designed for 1 or 2-gallon can. 9-3/4" I.D. x 2-1/8" deep.		Model QM-RCH-14-T: 10" x 14" base. Long strap.	Model QM-RCH-14-S: 10" x 14" base. Short strap.

Reference Manual 3087PM2

MODEL	DESCRIPTION	REPLACEMENT STRAP NO.	WT./@ IN LBS.	PRICE LIST PAGE NO.
QM-RCH-2.5	Up to 2.5-gallon container	3087-145-115	4.1	20
QM-OSC-1	Up to 1.0-gallon container	3087-145-115	2.8	21
QM-JC-5	Up to 5.0-gallon container	3087-160-103	5.5	21
QM-RGC-9	Round safety can mount	3087-145-115	3.9	20
QM-RGC-13	Up to 5.0-gallon container	3087-160-103	6.5	20
QM-RCH-14-S	DOT 1.0-gallon container	3087-200-000	6.8	21
QM-RCH-14-T	DOT 5.0-gallon container	3087-205-000	6.8	21



Secures and protects one cylindrical 32 oz. (3-3/8" dia.) can or one rectangular 32 oz. (2-5/8" x 4-1/4") container.

Powder-coated steel. Yellow or black.

Bracket design makes it easy to remove can even while wearing gloves.

Reference Manual 3087PM5

MODEL	DESCRIPTION	WT./@ IN LBS.	PRICE LIST PAGE NO.
QM-PMH-1	Single Premix Holder - Yellow	3.0	21
QM-PMH-1-B	Single Premix Holder - Black	3.0	21

QUIC-MOUNT™ Double Can & Bar Holder



Fits one cylindrical 32 oz. (3-3/8" dia.) can and one rectangular 32 oz. (2-5/8" x 4-1/4") container, or two of either.

Reduces risk of rolling, falling, leaking, denting, & puncturing during transport.

Keeps cans organized & easy to locate.

Great for storing premix and bar oil beside your saws!

Reference Manual 3087PM8

MODEL	DESCRIPTION	WT./@ IN LBS.	PRICE LIST PAGE NO.
QM-PMH-D	Double Premix Holder - Yellow	5.1	21
QM-PMH-D-B	Double Premix Holder - Black	5.1	21

QUIC-MOUNT™ Spray Can Holder



Keeps cans up to 12 oz. secured and organized where you need them most.
Reduces risk of rolling, falling, leaking, denting, and puncturing during transport.
Great for storing spray/marketing paint, bug spray, lubricant and more.

Fits cylindrical cans up to 2-3/4" in diameter.

Reference Manual 3087PM6

MODEL	DESCRIPTION	WT./@ IN LBS.	PRICE LIST PAGE NO.
QM-PMH-2	Spray Can Holder - Yellow	3.0	21
QM-PMH-2-B	Spray Can Holder - Black	3.0	21



Keeps rectangular cans up to 1 gallon (7" x 4.5") secured and organized where you need them most. Reduces risk of tipping, falling, leaking, denting, and puncturing during transport.

Made with heavy-duty steel, powder-coated for added protection.

Reference Manual 3087PM7

MODEL	DESCRIPTION	WT./@ IN LBS.	PRICE LIST PAGE NO.
QM-PMH-G	Gallon Premix Holder - Yellow	4.0	21
QM-PMH-G-B	Gallon Premix Holder - Black	4.0	21

QUIC-MOUNT™ Rectangular Quart and Half Gallon Holder



Keep rectangular quart and half gallon cans (3-11/16" x 5-1/4") secured and organized where you need them most. Reduces risk of tipping, falling, leaking, denting & puncturing during transport. Keeps cans easy to locate in a hurry.

Made with heavy-duty steel, powder-coated for added protection.

Reference Manual 3087PM18

MODEL	DESCRIPTION	WT./@ IN LBS.	PRICE LIST PAGE NO.
QM-PMH-RQHG	Rectangular Quart & 1/2 Gallon Holder - Yellow	2.4	21
QM-PMH-RQHG-B	Rectangular Quart & 1/2 Gallon Holder - Black	2.4	21

QUIC-MOUNT™ Universal Deck Mount

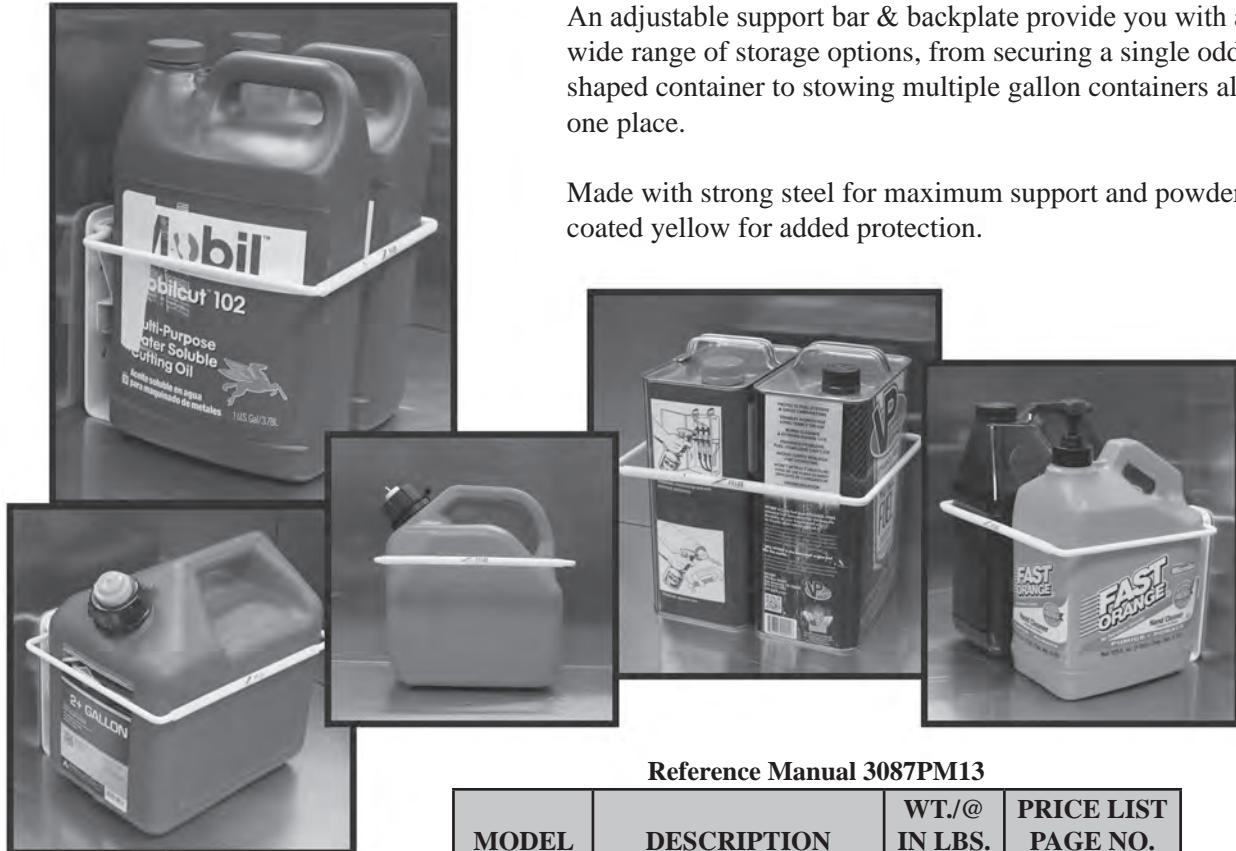


Secure larger, heavier equipment like PPV fans, box fans, hydraulic pumps, and beverage coolers with this adjustable deck mount.

Features rugged aluminum framing and wide nylon straps with easy to operate quick-release plastic buckles.

Reference Manual 3087PM17

MODEL	DESCRIPTION	WT./@ IN LBS.	PRICE LIST PAGE NO.
QM-UVDM-1	Universal deck mount	4.5	21



An adjustable support bar & backplate provide you with a wide range of storage options, from securing a single oddly-shaped container to stowing multiple gallon containers all in one place.

Made with strong steel for maximum support and powder-coated yellow for added protection.

Reference Manual 3087PM13

MODEL	DESCRIPTION	WT./@ IN LBS.	PRICE LIST PAGE NO.
QM-VCM	Variable container mount	2.0	21


QUIC-MOUNT™ Scene Light Bracket

Secure a single portable scene light in the collapsed position.

Sleek design requires only minimal additional space inside the compartment for convenient & efficient side by side light storage.

Heavy-duty nylon strap and large plastic buckle are easy to operate with or without gloves.

Made with rugged steel for long-lasting durability, and powder-coated black to better protect portable light.



Reference Manual 3087PM10

MODEL	DESCRIPTION	WT./@ IN LBS.	PRICE LIST PAGE NO.
QM-SLB-1	Scene light bracket	3.0	21





Keep heavy portable generators from shifting during transport with this specially-designed cast aluminum bracket.

A replaceable absorbent pad collects loose fluids and helps keep the compartment clean.

A thick nylon safety strap with quick-release buckle secures the generator on the bracket.

Base measures 20-5/8" L x 12" W.



MODEL	DESCRIPTION	WT./@ IN LBS.	PRICE LIST PAGE NO.
QM-PG-1	Portable generator mount	11.6	21

QUIC-MOUNT™ Electrical Cord Holder



Made of high-tensile aluminum alloy, the durable Electrical Cord Holder can be mounted to any flat surface and will hold up to a 3-1/2" thick bundle of cord.

Reference Manual 3087PM4

MODEL	DESCRIPTION	WT./@ IN LBS.	PRICE LIST PAGE NO.
QM-ECH-1	Electrical cord holder	0.7	21

Cord and Adapter Holder



Organize, store, and easily transport your extension cords, pigtails, and electrical adapters

Secure up to three electrical adapters in the elastic, bandolier-style loops

Secure a selection of pigtails and/or up to 25' of rolled 12-gauge cord in each of the three "hook & loop" enclosures


Free up a hand by attaching the Cord & Adapter Holder to your coat, belt, or equipment you're carrying

Reference Manual 3087PM19

MODEL	DESCRIPTION	WT./@ IN LBS.	PRICE LIST PAGE NO.
QM-CADH	Cord & adapter holder	.2	21

View our comprehensive Extrication Tool Fit Chart in the Reference Section at Ziamatic.com

Model QM-ET-MV



- Secures many popular models of cutter, spreader, and combination tool upright in the compartment.
- Features more than 10 individually adjustable components, including tilt angle, for a secure, custom fit.
- Reusable. Accommodate a new/replacement tool with only a few minor adjustments.
- Eliminates need for expensive custom fabrication.
- Heavy duty, lightweight aluminum construction.



Reference Manual 3095PM8

MODEL	DESCRIPTION	WT./@ IN LBS.	PRICE LIST PAGE NO.
QM-ET-MV	Multiversal Ext. Tool Holder	8.65	23

Model QM-ET-J



Model QM-ET-C




Safely store your extrication tools with these heavy duty cast aluminum holders. Fits many popular makes and models. Our most economical upright storage option.

Reference Manual 3095PM4

MODEL	DESCRIPTION	WT./@ IN LBS.	PRICE LIST PAGE NO.
QM-ET-J	Tool Holder for Spreaders	11.2	23
QM-ET-C	Tool Holder for Cutters	6.8	23

Model QM-ET-MVE



- Secures a battery-powered cutter tool upright in the compartment.
- Features more than 10 individually adjustable components, including tilt angle, for a secure, custom fit.
- Raised cradle arm grips the tool handle and supports the weight of the tool's battery end.
- Eliminates the need for expensive custom fabrication.
- Heavy duty, lightweight aluminum construction.




Reference Manual 3095PM11

MODEL	DESCRIPTION	WT./@ IN LBS.	PRICE LIST PAGE NO.
QM-ET-MVE	Ext. Tool for Battery-Powered Cutter	9.0	23

View our comprehensive Extrication Tool Fit Chart in the Reference Section at Ziamatic.com

Model QM-ETD/S-1



- One QM-ETD-1 holds two (2) extrication tools securely upright in the compartment
- Fully adjustable, including tilt angle, the various components slide to accommodate the shape of your individual tool, providing a custom fit without the custom cost
- Secures cutters, spreaders, and combination tools, both battery-powered and hydraulic
- Made with heavy-duty, lightweight aluminum that won't rust or stain
- Mounts to virtually any flat surface

For storage of only one extrication tool, order Model QM-ETS-1

Reference Manual 3095PM12

MODEL	DESCRIPTION	WT./@ IN LBS.	PRICE LIST PAGE NO.
QM-ETD-1	Double Ext. Tool Holder	14.2	23
QM-ETS-1	Single Ext. Tool Holder	13.4	23

Model QM-RB-1



Secures ram horizontally in the compartment.

Made with heavy-duty, lightweight aluminum.

When needed, unbuckle the strap and lift tool free.

Reference Manual 3095PM14

MODEL	DESCRIPTION	WT./@ IN LBS.	PRICE LIST PAGE NO.
QM-RB-1	Ram Bracket	4.7	23

Model QM-ET-V



Hang cutters, spreaders, and combination tools from the doors and walls of an apparatus compartment.

Consists of three heavy-duty aluminum components - one hanging cradle and two curved tip brackets.

Mounts to virtually any flat, vertical surface.

To secure, simply slide the tool's grip handle into the cradle and allow gravity to do the rest. Adjust the tip brackets and PVC-coated security hook to keep the tool from shifting or bouncing when the apparatus is in motion.

Reference Manual 3095PM10

MODEL	DESCRIPTION	WT./@ IN LBS.	PRICE LIST PAGE NO.
QM-ET-V	Vertical Ext. Tool Holder	1.75	23

View our comprehensive Extrication Tool Fit Chart in the Reference Section at Ziamatic.com

Model QM-ET-H



Comprised of four components that can be arranged in various ways to fit many hydraulic cutter, spreader, and combination tools.


The tool lays firmly on a flat surface, held down by gravity. Great for use in bumper “coffin” compartments.

To adjust for your specific tool, simply position the base components snugly around the tool’s cylinder, then slide the upper components along the blades/jaws to secure the tool in place.

Reference Manual 3095PM6

MODEL	DESCRIPTION	WT./@ IN LBS.	PRICE LIST PAGE NO.
QM-ET-H	Horizontal Ext. Tool Holder	3.4	23

Model QM-ET-H2



This version of our Horizontal Extrication Tool Holder features more versatile blade end components with a slimmer profile and a heavy-duty nylon strap on the cylinder components to keep the tool secured tightly in place.

Fits virtually any hydraulic cutter, spreader, or combination tool.

Reference Manual 3095PM7

MODEL	DESCRIPTION	WT./@ IN LBS.	PRICE LIST PAGE NO.
QM-ET-H2	Horizontal Ext. Tool Holder with Strap	2.45	23

Model QM-ET-H3



Designed for the horizontal mounting of cutters, spreaders, and combis with grip handles that wrap completely around the tool body.

Consists of four heavy-duty aluminum components - one cradle, one strap bracket, and two tip brackets.

Mounts to virtually any flat surface. Great for use in bumper “coffin” compartments and other spaces where storage height is restricted.

Gravity keeps the tool resting firmly in the cradle while the adjustable tip brackets and nylon retention strap prohibit shifting while the apparatus is in motion.

Reference Manual 3095PM9

MODEL	DESCRIPTION	WT./@ IN LBS.	PRICE LIST PAGE NO.
QM-ET-H3	Horizontal Ext. Tool Holder for Wrap-Around Handles	1.70	23



Secure up to four extrication tools on this easy-to-use rotating platform.

Adjustable mounting brackets accommodate most brands of cutter, spreader, and combination tool - both hydraulic and electric.

Simply raise the center knob and rotate the turntable to access the tool you need. Turntable safely locks into place after each 90-degree rotation for quick and safe tool retrieval.

To replace one of the four standard tool brackets with a ram bracket (see below right), order Model QM-MEH-1-R.

Reference Manual 3095PM16

MODEL	DESCRIPTION	WT./@ IN LBS.	PRICE LIST PAGE NO.
QM-MEH-1	Multiple extrication tool holder	54.0	23
QM-MEH-1-R	Multiple extrication tool holder w/ram option	54.0	23
QM-MEH-2-R	Multiple extrication tool holder w/2 ram option	54.0	23
QM-MEH	Multiple extrication tool holder - tower & table only	48.0	N/A



QUIC-MOUNT™ Strut Brackets

Secure 3" wide box and cylinder struts with these heavy-duty powder-coated cast aluminum brackets. Flexible, UV-stabilized draw latches hold struts firmly in place.

For struts less than 3" wide, we recommend the use of a spacer to achieve an optimum fit.

Low profile brackets are ideal for areas with restricted space requirements.

Cup mount holds 2-3/4" and 3-1/2" diameter cylindrical struts.

Sold each.



Model VM-SB



Model VM-SB-C



Model LPSB (sold per each)

MODEL	DESCRIPTION	WT./@ IN LBS.	PRICE LIST PAGE NO.
VM-SB	Variable mount strut bracket	.8	20
VM-SB-S	Variable mount strut bracket with spacer	.9	20
VM-SB-C	Variable mount cup strut bracket	2.0	20
LPSB	Low profile strut bracket	.7	20
LPSB-S	Low profile strut bracket with spacer	.8	20



.5" Spacer



Model UHH-1



Model UHH-1-C



Model UHH-2



Model UHH-2-C

An Economical Way to Stay NFPA Compliant



ZICO's helmet holders, Models UHH-1 and UHH-2, safely hold traditional, contemporary, and wildland style helmets and may be mounted either horizontally or vertically. To secure, place the helmet against the mount, pull the strap up and over the crown, and then hook the strap's "D" ring to the mount. Removing the helmet is as simple as unhooking the "D" ring and sliding the strap back down.

The UHH-1 is designed to work with most helmet styles and sizes.

The UHH-2 is designed especially for most helmets with ratcheting adjustment assemblies that protrude below the helmet itself.


Note: Mounting hardware not included.

To view a video, visit www.ziamatic.com



Reference Manual 5005PM5

MODEL	DESCRIPTION	WT./@ IN LBS.	PRICE LIST PAGE NO.
UHH-1	Helmet Holder	1.0	33
UHH-1-C	Chrome Helmet Holder	1.0	33
UHH-2	Helmet Holder for Helmets with ratcheting assemblies	1.3	33
UHH-2-C	Chrome Helmet Holder for helmets with ratcheting assemblies	1.3	33
5005-300-103	Strap only	.4	N/A



The popular, economical choice for securing virtually anything!

Our QUIC-STRAP lineup keeps tools and equipment securely in place at a fraction of the cost of conventional mounting options. Mix and match from a wide selection of sizes and styles to meet your vehicle and boat mounting needs.

- Straps are thick, 2" wide, all-weather nylon
- Hook & loop closure provide quick and easy access
- Straps double back on themselves through the "D" ring or footman's loop, maximizing their extraordinary holding power
- Simple to install - templates are included

The QUIC-STRAP system is comprised of three distinct subsystems:

- **Cylinder System**

- Mount SCBA and SCUBA cylinders, oxygen tanks, fire extinguishers, water cans, water coolers, flare containers, and other cylindrical items.

- **Utility Mounting System**

- Retain hose, tools, stokes baskets, hard and soft sleeves, nozzles and fittings, extrication equipment, appliances, rope, electric cables, traffic cones, foam containers, and hundreds of other items inside or outside the vehicle.

- **Specialty Application System**

- Straps designed with specific functions in mind.



Cylinder straps on a flare container



Utility straps securing jacks



Specialty straps

Parts listed here may be used in conjunction with cylinder or utility system straps. Their specific function or use will be explained under the appropriate system.

Reference Manual 3099PM1

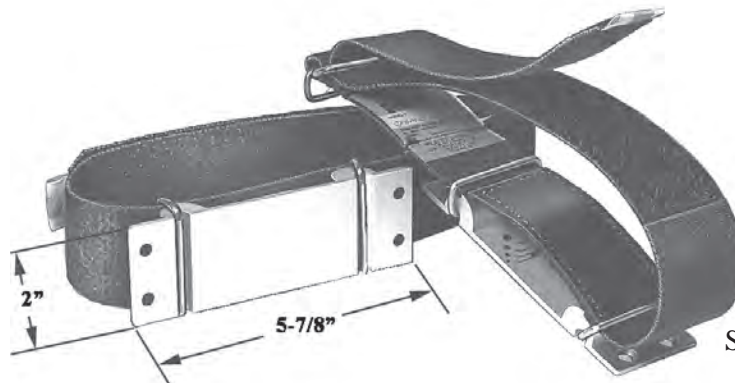
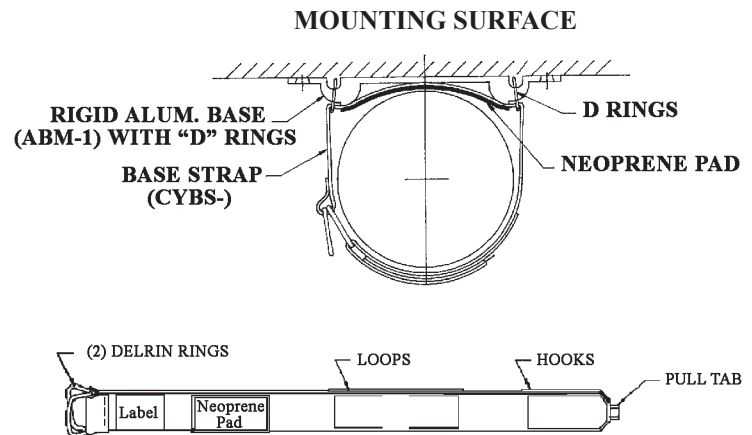
MODEL	DESCRIPTION	WT. IN LBS.	PRICE LIST PAGE NO.
ABM1000002	Aluminum base mount extrusion	.3/ea.	27
ABM-1	Aluminum base mount extrusion with "D" rings	.4/ea.	27
FL-1	1" Footman's loop, SZP	.1/ea.	27
CPFL000003	2" Footman's loop, SZP	.1/ea.	27
CPTG000001	Tri-glide, Delrin	.1/ea.	27
CPDR000002	"D" Ring, S/S, 1 pair	.1/pr.	27

QUIC-STRAP™ Cylinder System

Available for any cylindrical item from 4" to 9" diameter (circumference range of 12" to 29"). Larger straps are available on special order for cylinders up to 13-1/2" (43" circumference).

Complete System (CYBM-) - Comprised of one base strap (CYBS-) plus one aluminum base mount with "D" rings (ABM-1). One CYBM- unit will retain one cylinder. Two units should be used with a cylinder if the base is unsupported, or if the weight of the cylinder exceeds 50 pounds or three-feet in length. Three units are suggested if the cylinder weight exceeds 100 pounds or four-feet in length.

Base Strap (CYBS-) - Neoprene pad on strap holds cylindrical item in place. Used in conjunction with ABM-1 extrusion to make a complete mounting unit (CYBM-).



Shown: Two CYBM units




Cylinder straps retaining various fire extinguishers and water cans.

Cylinder straps may also be used with SCBA or other cylindrical items.

Reference Manual 3099PM1

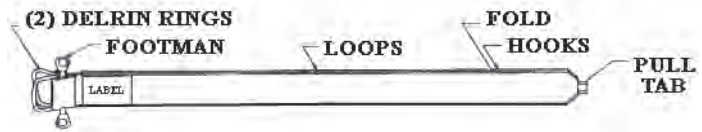
MODEL	FOR ____-INCH CYLINDER DIAMETER	FOR ____-INCH CIRCUMFERENCE RANGE	SUGGESTED USES	WT/@ IN LBS.	PRICE LIST PAGE NO.
CYBS-1213-40-11 CYBM-1213-40-11	4	12-13	“B” cylinder 3.3 dia. x 16” “D” cylinder 4.2” dia. x 20” “E” cylinder 4.2” dia. x 30” Amerex 2-1/2# Halon Amerex 2-1/2# Dry Chem.	.2 .6	27 27
CYBS-1315-45-11 CYBM-1315-45-11	4-1/2	13-15	Amerex #5 Nitrous oxide cylinder 2#	.2 .6	27 27
CYBS-1516-50-11 CYBM-1516-50-11	5	15-16	5” 30-40 cu. ft. SCUBA Amerex 5# Halon	.2 .6	27 27
CYBS-1618-55-11 CYBM-1618-55-11	5-1/2	16-18	5-1/2” SCBA cyl., 4500 PSI, 30 min. Nitrous oxide cylinder 5#	.2 .6	27 27
CYBS-1820-60-11 CYBM-1820-60-11	6	18-20	Amerex 5# Dry Chem. Igloo cooler 1/2 gallon Nitrous oxide cylinder 10#	.2 .6	27 27
CYBS-2123-70-11 CYBM-2123-70-11	7	21-23	6-3/4” SCBA cyl., 2216 PSI, 30 min. 6-3/4” SCBA cyl., 4500 PSI, 45 min. 7” SCBA cyl., 4500 PSI, 60 min. Standard 45-100 cu. ft. SCUBA cyl. “M” gas cylinder 7” dia. Amerex 10# Dry Chem. Amerex 2-1/2 gal. pressurized water	.2 .6	27 27
CYBS-2426-80-11 CYBM-2426-80-11	8	24-26	Super 80-100 cu. ft. SCUBA cyl. 6-3/4” & 7” SCBA/back packs & regs. Gott cooler 1 gallon Ansul 20# Dry Chem. Stop Fire 20# CO ₂	.2 .6	27 27
CYBS-2627-85-11 CYBM-2627-85-11	8-1/2	26-27	Nitrous oxide cylinder 15 & 20#	.2 .6	27 27
CYBS-2729-90-11 CYBM-2729-90-11	9	27-29	“G” & “H” gas cyl. 8-1/2” & 9” dia. Amerex 9 & 13# Halon Igloo cooler 1 gallon	.3 .7	27 27

The Utility Mounting System may be used to secure virtually any item. Two types of straps are available, **and each comes with one 2" footman's loop for mounting:**



**UTILITY MOUNTING STRAP
FIXED**

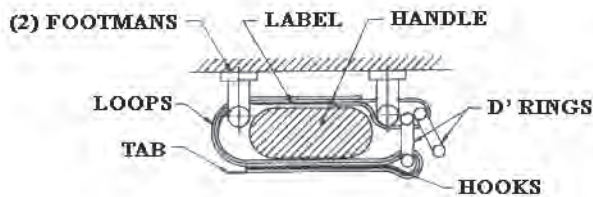
Fixed Strap (UMFS-) - Available in two-inch increments from 3" to 25". Straps are typically used in conjunction with variable straps. **Length measured from inside of "D" ring to inside of "D" ring.**



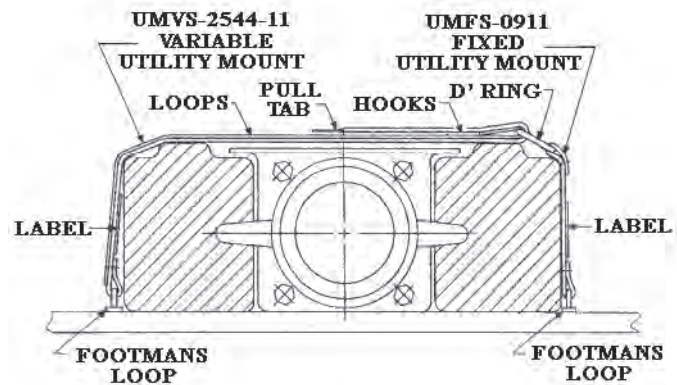


**UTILITY MOUNTING STRAP
VARIABLE**

Variable Strap (UMVS-) - Five sizes are available with an adjustment range of 5" to 44". May be used alone, with one additional footman, or in conjunction with a fixed strap. **Length measured from inside of "D" ring to fold between loops and hooks.**

Potential Configurations:



Variable strap used with an additional footman's loop. Strap secured to mounting surface by one footman. Second footman (sold separately) mounted on outside of item being secured. Use with axe or tool handles, nozzles, etc.



Variable strap used in conjunction with fixed strap. When used together the fixed strap should come to the top or slightly over the top of the item being secured. Our FDS Floating Strainer may be secured with one UMFS-0911 (fixed strap) and one UMVS-2544-11 (variable strap).



Reference Manual 3099PM1

MODEL	DESCRIPTION	WT. IN LBS.	PRICE LIST PAGE NO.
UMFS-0311	3" Fixed strap	.1/ea.	27
UMFS-0511	5" Fixed strap	.1/ea.	27
UMFS-0711	7" Fixed strap	.1/ea.	27
UMFS-0911	9" Fixed strap	.2/ea.	27
UMFS-1111	11" Fixed strap	.2/ea.	27
UMFS-1311	13" Fixed strap	.2/ea.	27
UMFS-1511	15" Fixed strap	.2/ea.	27
UMFS-1711	17" Fixed strap	.2/ea.	27
UMFS-1911	19" Fixed strap	.2/ea.	27
UMFS-2111	21" Fixed strap	.2/ea.	27
UMFS-2311	23" Fixed strap	.2/ea.	27
UMFS-2511	25" Fixed strap	.2/ea.	27
UMFSCS-0325-11	Complete set of 3" to 25" straps	2.0/set	27



For additional footman's loops, order model CPFL00003. Sold in each.

Reference Manual 3099PM1

MODEL	DESCRIPTION	BEST GRIP RANGE	WT. IN LBS.	PRICE LIST PAGE NO.
UMVS-0565-11	5 to 6-1/2" Variable strap	5.5 - 6.25"	.2/ea.	27
UMVS-0811-11	8 to 11" Variable strap	7.5 - 10.75"	.2/ea.	27
UMVS-1116-11	11 to 16" Variable strap	9.25 - 14.63"	.2/ea.	27
UMVS-1625-11	16 to 25" Variable strap	16 - 25"	.3/ea.	27
UMVS-2544-11	25 to 44" Variable strap	25 - 44"	.3/ea.	27
UMVSCS-0544-11	Complete set of 5 to 44" straps	---	1.0/set	27

FIXED SIDE STRAP			
MODEL	DESCRIPTION	WT./@ IN LBS.	PRICE LIST PAGE NO.
FS-1-3	3" Fixed half	.15	28
FS-1-6	6" Fixed half	.15	28
FS-1-12	12" Fixed half	.15	28
FS-1-24	24" Fixed half	.15	28
FS-1-36	36" Fixed half	.20	28
FS-1-48	48" Fixed half	.20	28
FS-1-72	72" Fixed half	.20	28



These new 1" mounting straps allow for complete versatility. The fixed and variable sides can be mixed and matched to create whichever combination works best for your needs. The nickel-plated aluminum buckles resist corrosion and are stronger than commonly used plastic buckles. The 1" straps work well for hose beds, large tools, cribbing, tool boxes, and many more applications.

Hardware included to mount on up to 1/4" thick surface

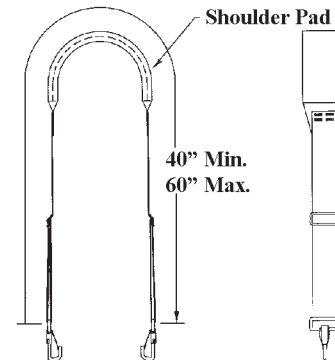
Note: Order one fixed side and one variable side to make a complete strap.



VARIABLE SIDE STRAP			
MODEL	DESCRIPTION	WT./@ IN LBS.	PRICE LIST PAGE NO.
VS-1-12	12" Variable half	.15	28
VS-1-24	24" Variable half	.15	28
VS-1-36	36" Variable half	.15	28
VS-1-48	48" Variable half	.20	28
VS-1-72	72" Variable half	.20	28
VS-1-96	96" Variable half	.25	28
VS-1-120	120" Variable half	.25	28



In addition to the standard cylinder and utility mounting systems, we offer several pre-packaged specialty items.



Shoulder Strap (SS-4800) - Use in conjunction with two or three variable straps (length determined by circumference around pack) to transport high-rise hose packs.

May also be used with Axe/QUIC-BAR straps to transport hand tools and QUIC-BARS with built-in rings (see below).



Axe/QUIC-BAR straps (ABCS) -

Two variable straps (one each UMVS-0811-11 and UMVS-1116-AB) secure a married axe and 30" Halligan-style tool. Optional shoulder strap (SS-4800) for carrying tools. Order complete carrying set as model ABCS.



6" Hard sleeve strap (SAHS-VS25-10)

Secure at back of tray, pull over the hard sleeve, and secure at front of tray. Requires two 2" footman's loops (model CPFL000003); sold separately. See page 3-31.

Reference Manual 3099PM1

MODEL	DESCRIPTION	WT./@ IN LBS.	PRICE LIST PAGE NO.
SS-4800	Adjustable shoulder strap	.3	28
SAHS-VS25-10	6" Hard sleeve strap	.1	28
ABCS	Axe/Bar carrying & shoulder straps	.6	28

Multi-Carry Strap



Oversized snap hooks have built-in safety to prevent accidental release.

Designed for quick, hands-free transport of ventilation saws to roofs. The Multi-Strap can then safely secure the saw to roof ladder when not in use, preventing equipment from sliding off roof and striking personnel below. Strap can also be used by RIT teams to remove downed firemen and transport tools/equipment.

MODEL	DESCRIPTION	WT./@ IN LBS.	PRICE LIST PAGE NO.
MC-66	Multi-carry Strap	2.4	13



Lifts and lowers an apparatus-mounted gas cylinder for quick and easy replacement, substantially reducing risk of injury to personnel.



System is powered by a single electric actuator with a maximum lifting weight of 205 pounds. Actuator meets UL-1500 standard for ignition protection, requires 12VDC with 30 amp circuit, and is operated via a standard toggle switch. An optional hand-held switch is also available.

Actuator can be specified right or left of system to better fit your needs.

Actuator is backdriving, preventing an extended system from holding the full weight of the apparatus if the air suspension is lowered.

A locking safety latch secures the system when not in use.

Complies with SAE-J3043, AMD Standard 003 for oxygen tank retention systems, GSA KKK, OSHA, and insurance safety regulations when used as recommended.



Raised



Lowered



For mounting of any “M” through “J” cylinder. Features an adjustable QR-MV Multiversal Bracket to accommodate the wide-range of cylinder sizes.

Basic device requires a mounting area of 18-1/8” W x 37-5/8” H x 12-3/4” D. Minimum door opening is 14”.

Operating latch is on the same side as the motor.

For optional hand held switch and replacement straps, see page 3-40.

To view a video, visit www.ziamatic.com

Reference Manual 3030PM10

MODEL	DESCRIPTION	WT./@ IN LBS.	PRICE LIST PAGE NO.
QR-OTSR-U	System with motor on right	117.0	16
QR-OTSL-U	System with motor on left	117.0	16
QR-OTSR-US	System with hand held switch	119.0	16
QR-OTSL-US	System with hand held switch	119.0	16
QR-MV-OTS	Bracket for QR-OTS-U	30.0	16
3030-155-105	Adapter plate for use with QR-MV bracket	12.0	16

QUIC-RELEASE® Oxygen Tank Systems - M Only

This unit is designed for use with the standard 42-1/8”L steel “M” cylinder only. This unit will not fit “G” cylinders, “H” cylinders or “M” cylinders shorter or longer than 42-1/8” L.

Occupies less cabinet space than the QR-OTS-U (shown above).

Requires a mounting area 15-1/2” W x 33-1/2” H x 10-5/8” D. Minimum door opening is 12”.

Operating latch is on the opposite side of the motor.

For optional hand-held switch and replacement straps, see page 3-40.

To view a video, visit www.ziamatic.com

Reference Manual 3030PM5

MODEL	DESCRIPTION	WT./@ IN LBS.	PRICE LIST PAGE NO.
QR-OTS-MR	System for “M” cylinder - motor on right	100.0	16
QR-OTS-ML	System for “M” cylinder - motor on left	100.0	16
QR-OTS-MR/HHS	System with hand held switch	102.0	16
QR-OTS-ML/HHS	System with hand held switch	102.0	16
QR-M-OTS	Bracket only for “M” cylinder	22.0	16



**Part Number 3030-135-135**

Strap and buckle assembly

Standard strap provided with QR-MV brackets (page 3-42) and the two outside straps on QR-OTS systems (page 3-39).

**Part Number 3030-135-138**

Ratchet strap and buckle assembly

Quick-acting ratchet strap provided with QR-OTS systems since January 1, 2006. Straps holds the medical oxygen cylinder securely in place, yet release quickly and easily when the cylinder requires changing.

**Model QR-HHS/B**

Hand-held switch may be ordered alone or with QR-OTS systems (page 3-39) in place of the standard toggle switch. Mounting bracket provided.

MODEL	DESCRIPTION	WT./@ IN LBS.	PRICE LIST PAGE NO.
3030-135-135	Strap and buckle assembly	.8	15
3030-135-138	Ratchet strap and buckle assembly	1.1	15
QR-HHS/B	Hand-held switch with bracket	1.4	15

Are you doing enough to protect your personnel when they're exchanging heavy oxygen cylinders? Is your department short-staffed due to back strains, slipped discs, and other avoidable injuries?

Keep your squad safe with a QUIC-LIFT Cylinder Lift - they transport, raise, and lower "M" through "J" oxygen cylinders so your personnel don't have to, keeping the cylinder secured through the entire exchange process.

Model QR-CL-H rotates 90-degrees to facilitate horizontal loading.

Lifts are portable, allowing you to service all of your ambulances with a single unit. Each unit operates off of a rechargeable 12V battery (battery and charger are included).

To view a video, visit www.ziamatic.com



QR-CL



It Rotates!

QR-CL-H

Reference Manual 3030PM11

MODEL	DESCRIPTION	WT./@ IN LBS.	PRICE LIST PAGE NO.
QR-CL	Complete cylinder lift	130.0	16
QR-CL-H	Horizontal cylinder lift	140.0	16

*Can be shipped via UPS.

These 12-gauge steel, PVC-coated brackets are tough, durable and corrosion-resistant. Ideal for use in emergency and rescue vehicles, industrial plants, and hospitals. Mount to any flat surface.

All units comply with SAE-J 3043, AMD Standard 003 for oxygen tank retention, GSA KKK, OSHA, and insurance safety regulations when used as recommended.



Standard Fixed Brackets

Model QR-M retains “M” cylinders with 6-3/4” to 7-3/4” O.D.

Model QR-GH retains “G” and “H” cylinders with 8-1/4” to 9-1/4” O.D.

Model QR-M-2 for use with QR-SA & QR-SOFD slide assemblies (see page 3-43)

Reference Manual 3030PM2

MODEL	DESCRIPTION	WT./@ IN LBS.	PRICE LIST PAGE NO.
QR-GH	Bracket for “G” & “H” cylinders	†27.1	15
QR-M	Bracket for “M” cylinder	†19.3	15
QR-M-2	Bracket for “M” cylinder (for use on QR-SA & QR-SOFD)	†18.2	15

Multiversal Bracket

Bracket consists of two separate ends (base and retainer), each 14-3/8” L x 10-1/2” W x 8-5/8” H, and two strap support brackets. The base and retainer ends can be spaced apart to accommodate M, G, H, and J cylinders. Four heavy-duty web straps hold cylinders securely in place. Straps adjust to cylinder diameters of 6-3/4” to 11”.

For replacement straps, see page 3-40.

Can be used alone or with QR-SA and QR-SAFD slide assemblies (see page 3-43).

Reference Manual 3030PM1

MODEL	DESCRIPTION	WT./@ IN LBS.	PRICE LIST PAGE NO.
QR-MV	Multiversal Bracket	†17.3	15

†Indicates packaged weight of part.



Slide Assembly



Shown with
QR-MV

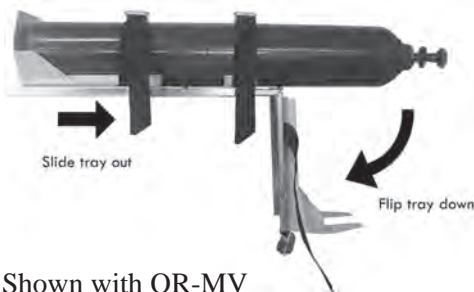


Ideal for use under bench or squad seats in ambulance and rescue vehicles. The fast acting latch system allows the cylinder to be pulled partially out for recharging or all the way out for replacement. The 2-part assembly is made of 12-gauge zinc-plated steel and measures 50" long x 9-1/4" wide x 1-1/8" high. For use with either model QR-M-2 or QR-MV brackets (sold separately, see page 3-42).

Reference Manual 3030PM13

MODEL	DESCRIPTION	WT./@ IN LBS.	PRICE LIST PAGE NO.
QR-SA	Slide Assembly	27.1	15

Slide Assembly with Hinge



Shown with QR-MV

The QR-SAFD mounts easily under ambulance bench seats or any other appropriate horizontal compartment and eliminates the need to raise a heavy cylinder up and over the edge of the cylinder bracket.

To switch cylinders, flip the latch and slide the tray out. Release the hinge to drop the top half of the bracket 90 degrees and out of the way. Slide in the new gas cylinder. Once cylinder is secured, lock bracket back into stored position and slide into the compartment.

For use with QR-MV cylinder bracket (sold separately, see page 3-42).

Reference Manual 3030PM17

MODEL	DESCRIPTION	WT./@ IN LBS.	PRICE LIST PAGE NO.
QR-SAFD	Slide Assembly with Hinge	35.0	15

Slide-Out, Flip-Down Slide Assembly



The tray mounts under the bench seat. Flip the latch and slide the tray out of the compartment. After the slide clears the cabinet door, continue to pull the tray out until it latches, then lower the end of the slide to ground level for easier changing of oxygen cylinders.

For use with any of the gas cylinder brackets on page 3-42 (sold separately).

Reference Manual 3030PM6

MODEL	DESCRIPTION	WT./@ IN LBS.	PRICE LIST PAGE NO.
QR-SOFD	Slide-Out, Flip-Down Bracket	45.0	15

Standard "D" Cylinder Bracket with Strap



This heavy-duty stainless steel bracket secures standard "D" gas cylinders. Simply place cylinder in the bracket and hold it in place with the strap provided. Bracket has four holes for mounting.

4-3/4" L x 4-3/8" W x 16-5/8" H

MODEL	DESCRIPTION	WT./@ IN LBS.	PRICE LIST PAGE NO.
QR-D-1	Bracket with Strap for "D" Cylinders	4.1	16


Note: Not for use with jumbo "D" cylinders.

Strapless "D" Cylinder Brackets

- No straps. No hassles.
- Fast, simple, and self-locking - because every second counts
- Secures standard, jumbo, and steel "D" gas cylinders
- Accommodates most regulators
- Backspring ensures snug fit and virtually no rattling
- Durable stainless steel construction
- Easier to clean and disinfect - no fabric to harbor bloodborne pathogens
- Mounts solo or side by side
- Dimensions make it easy to retrofit

QR-D-2/H configured for horizontal mounting with reduced rattling.


To view a video, visit www.ziamatic.com



For strapless "E" Cylinder Bracket, see page 3-46

Reference Manual 3030PM14 & 3030PM15

MODEL	DESCRIPTION	WT./@ IN LBS.	PRICE LIST PAGE NO.
QR-D-2	Strapless "D" Bracket	5.8	16
QR-D-2/H	Horizontal Strapless "D" Bracket	5.8	16

Strapless "D" Cylinder Brackets for All-in-One Regulators

Our popular strapless "D" bracket design is now available in an additional size - its larger latch capable of accommodating wider, "All-in-One"-style regulators.

- No straps, no hassles
- Fast, simple, and self-locking - because every second counts
- Secures standard, jumbo, and steel "D" gas cylinders
- Backspring ensures snug fit and virtually no rattling
- Durable stainless steel construction
- Easier to clean and disinfect - no fabric to harbor bloodborne pathogens
- Mounts solo or side by side

QR-D-3/H configured for horizontal mounting with reduced rattling.

For strapless "E" version, see page 3-46.

Reference Manual 3030PM20 & 3030PM21

MODEL	DESCRIPTION	WT./@ IN LBS.	PRICE LIST PAGE NO.
QR-D-3	Strapless "D" bracket for All-in-One Regulators	7.0	16
QR-D-3/H	Horizontal Strapless "D" Bracket for All in-One Regulators	7.0	16

Slide-Out "D" Cylinder Bracket

Mount this impact-resistant plastic tube to virtually any flat surface. Simply pull the strap to disengage the latch and quickly slide your cylinder free.

- Fast, simple, and self-locking
- Secures standard and steel "D" gas cylinders
- Tube is bright "medical green" color
- Virtually no rattling
- Easy to clean and disinfect

Mount one or two units at an easy-to-grab angle with our QR-D-S Mounting Bracket

Reference Manual 3030PM24

MODEL	DESCRIPTION	WT./@ IN LBS.	PRICE LIST PAGE NO.
QR-D-S	Slide-out "D" bracket	1.5	16
QR-TDS	Double slide-out "D" brackets w/mounting stand	8.0	16
3030-103-905	Stand only	4.0	16





The Portable cylinder carrier allows you to conveniently and safely transport “D”, “E”, and jumbo “D” cylinders. The PDBC snaps onto the cylinder and straps it in place, allowing safe transport to the scene. The handle allows it to be easily carried or hung off of the gurney, freeing up both hands. The 2” strap is made of nylon and is secured with hook and loop for quick and easy cylinder changes. The strap has a neoprene pad sewn in to keep the cylinder from sliding out.

MODEL	DESCRIPTION	WT./@ IN LBS.	PRICE LIST PAGE NO.
PDBC	Portable cylinder carrier	1.0	16

QUIC-RELEASE® “E” Cylinder Brackets



Features:

- Fast, simple, and self-locking - because every second counts.
- Adjustable bracket secures virtually all standard and steel “E” cylinders.
- Accommodates most regulators.
- Backspring ensures snug fit and virtually no rattling.
- Easy to clean - no fabric to harbor bloodborne pathogens.
- Durable stainless steel construction.
- Mounts vertically solo or side by side.
- Dimensions make it easy to retrofit.

QR-E-3 features a larger latch opening for use with All-in-One regulators. QR-E-1/H and QR-E-3/H configured for horizontal mounting with reduced rattling.



Reference Manual 3030PM16

MODEL	DESCRIPTION	WT./@ IN LBS.	PRICE LIST PAGE NO.
QR-E-1	Strapless “E” Cylinder Bracket	5.8	16
QR-E-1/H	Horizontal Strapless “E” Bracket	5.8	16
QR-E-3	Strapless “E” Cylinder Bracket for All-in-One Regualtors	7.0	16
QR-E-3/H	Horizontal Strapless “E” Cylinder Bracket for All-in-One Regulators	7.0	16



Model LMS

Mounting bracket set for “Little Giant” style ladders. Model LMS consists of ASB-7.5 angle support brackets (left and right) and one model LHA ladder handle assembly. Angle support brackets are 7-1/2” L x 1-1/2” W x 3-1/2” H. Model LHA adjusts from 6” to 7-1/2” (depth of ladder to top of rung).



Model LHA

MODEL	DESCRIPTION	WT./@ IN LBS.	PRICE LIST PAGE NO.
ASB-7.5	Angle support brackets (left & right)	.7	23
LHA	Ladder handle assembly	1.7	23
LMS	Ladder mounting set	2.4	23

QUIC-MOUNT™ Ladder Mounting Set



Mounting bracket set for “Alco-Lite” combination ladder. Model CLMB consists of ASB-7.5 angle support brackets (left and right), one model UMVS-1116-11 variable strap with footman’s loop and an extra model CPFL000003 footman’s loop.

MODEL	DESCRIPTION	WT./@ IN LBS.	PRICE LIST PAGE NO.
CLMB	Combination ladder mounting bracket	.9	23




Rugged, high-tensile aluminum alloy brackets securely hold a folding ladder while requiring minimal space on fire and emergency vehicles. Sold in sets of two.

A spring-loaded handle provides positive locking action to assure that folding ladder remains secure when vehicle is in motion. To release, the handle is simply pulled straight out and turned to one side. Brackets are available with a powder-coated finish for the following folding ladders:

Model FLB: For use with Duo-Safety Series 585-A
Model FLBA: For use with Alco-Lite Model ALP-080

Mount vertically or horizontally



Reference Manual 3090PM1

MODEL	DESCRIPTION	WT./SET IN LBS.	PRICE LIST PAGE NO.
FLB	Bracket - 3" D x 1-13/16"	2.0	21
FLBA	Bracket - 2-3/16" D x 1-1/2"	2.3	21


QUIC-MOUNT™ Unistrut Mount Kit



This set of two rectangular, cast aluminum brackets allows the mounting of our popular folding ladder brackets, variable tool mounts, pike pole mounts and more to a 1-5/8" uni-strut (hardware and uni-struts not included).

For hard sleeve mounting, see page 2-10.

MODEL	DESCRIPTION	WT./SET IN LBS.	PRICE LIST PAGE NO.
USM-U	Universal unistrut mount kit	2.1	22



System mounted over compartments



System lowered for easy ladder removal

At the flip of a switch, our QUIC-LIFT Ladder Access Systems lower standard aluminum ladders to a convenient height for safe & easy retrieval, reducing risk of strains and other common injuries.

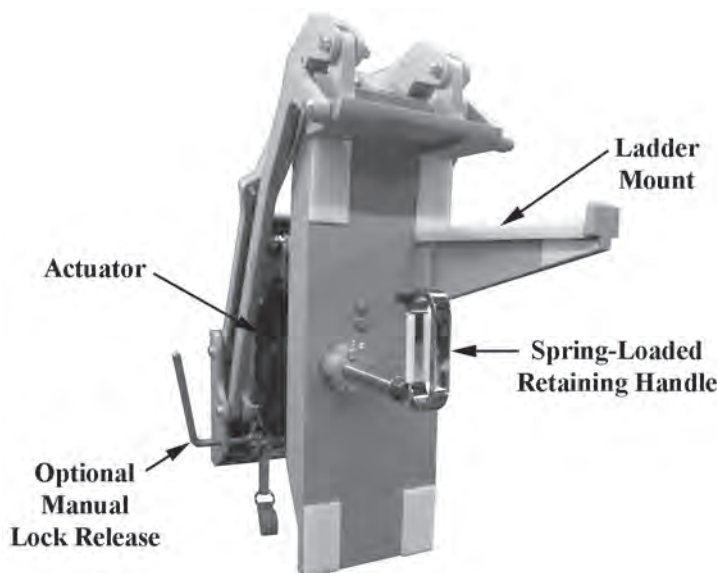
Ladders remain close to the apparatus when lowered for better operation in tight spaces.

NFPA compliant. A Flashing Light Kit provides a visual signal when the system is out of the stored position. An optional audio/visual alarm is also available (see page 3-56).

An optional locking system is recommended when consistently dealing with rough terrain, such as railroad tracks, or when mounting a hard sleeve tray to the unit (see page 3-54).

To mount a hard sleeve above the ladders: order one set LAS-FLB, one set HSS-TMC, one HSS-SAT-10, and one set HSS-TMH (see pages 2-12 & 3-55).

To mount folding ladders, pike poles, and other accessories, see page 3-55.

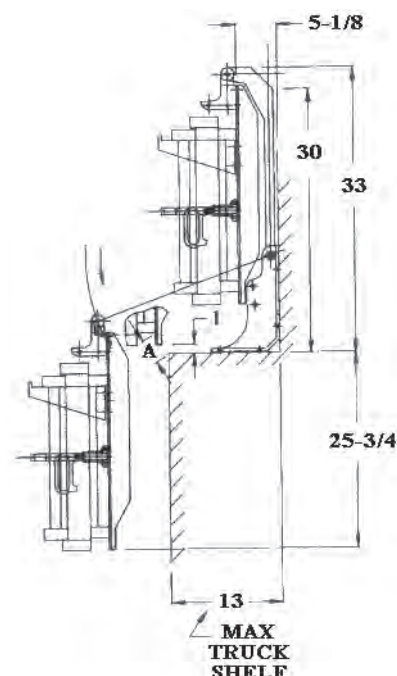


Shown: LAS-BHM

Ordering Your LAS System

When ordering, please be prepared with the following information:

1. Manufacturer of ladders to be mounted
2. Model numbers of ladders to be mounted
3. Length of each ladder
4. Fire department name, city, and state



- Lowers ladders and accessories 26 inches from their stored position
- Can be mounted to a horizontal and/or vertical surface
- Powered by two high-cycle 12V electric actuators
- Castings are solid, heavy-duty, powder-coated cast aluminum
- 300 lb. maximum load

To mount a hard sleeve above the ladders: order one set LAS-FLB, one set HSS-TMC, one HSS-SAT-10, and one set HSS-TMH (see pages 2-12 & 3-55).

An optional locking system is recommended when consistently dealing with rough terrain, such as railroad tracks, or when mounting a hard sleeve tray to the unit (see page 3-54).



Reference Manual 3097PM1

MODEL	DESCRIPTION	WT./SET IN LBS.	PRICE LIST PAGE NO.
LAS	Basic unit	132.0	25
LAS-775	Complete unit with 7-3/4" ladder support	138.0	25
LAS-975	Complete unit with 9-3/4" ladder support	138.0	25
LAS-1200	Complete unit with 12" ladder support	138.0	25
3097-250-000	1-1/2" Spacers - set of 4	9.4	25

Note:

In some cases, part number 3097-250-000 spacer set will be required. In these instances, the overall mounting height will be 34-1/2".

For accessory items, see pages 3-54 to 3-56.



Our popular LAS design upgraded with two self-contained 12V hydraulic actuators. Hydraulic actuators provide a more even, parallel raising & lowering motion, with a half-second difference on average between the two ladder arms vs. a two second difference on average with standard electric actuators.

Hydraulic actuators last longer and handle load more efficiently, slowing down or speeding up to compensate for their partner.

- Lowers ladders and accessories 26 inches from their stored position
- Can be mounted to a horizontal and/or vertical surface
- Castings are solid, heavy-duty, powder-coated cast aluminum
- 300 lb. maximum load

To mount a hard sleeve above the ladders: order one set LAS-FLB, one set HSS-TMC, one HSS-SAT-10, and one set HSS-TMH (see pages 2-12 & 3-55).

An optional locking system is recommended when consistently dealing with rough terrain, such as railroad tracks, or when mounting a hard sleeve to the unit (see page 3-54).

Note: In some cases, part number 3097-250-000 spacer set will be required. In these instances, the overall mounting height will be 34-1/2”.

For accessory items, see pages 3-54 to 3-56.

Reference Manual 3097PM19

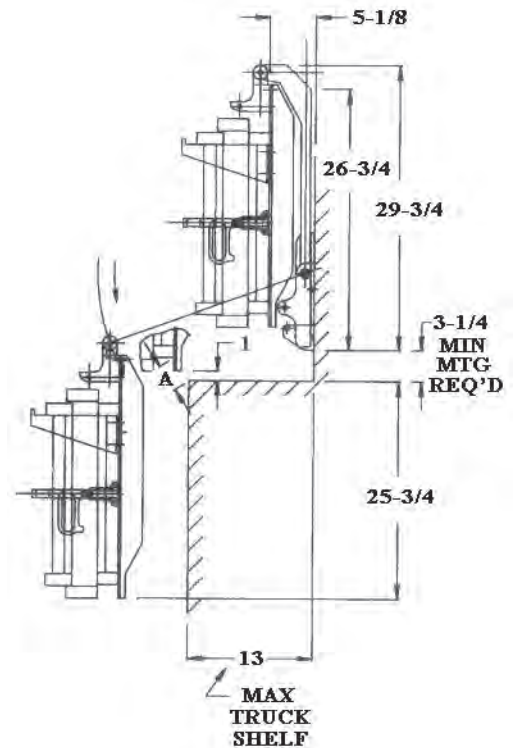
MODEL	DESCRIPTION	WT./SET IN LBS.	PRICE LIST PAGE NO.
LAS-HA2	Basic unit	107.4	25
LAS-HA2-775	Complete unit with 7-3/4” ladder support	114.0	25
LAS-HA2-975	Complete unit with 9-3/4” ladder support	115.1	25
LAS-HA2-1200	Complete unit with 12’ ladder support	116.5	25



Our Bulkhead Ladder Access System mounts directly to the wall of your apparatus, freeing up the shelf below for storage of high-rise packs, folding ladders, pike poles, and other equipment. A backing plate should be used to distribute the load across the mounting surface.

- Lowers ladders and accessories 26" from their stored position
- Can be mounted to a vertical surface only
- Powered by two high-cycle 12V electric actuators
- Castings are solid, heavy-duty, powder-coated cast aluminum
- 300 lb. maximum load

To mount a hard sleeve above the ladders: order one set LAS-FLB, one set HSS-TMC, one HSS-SAT-10, and one set HSS-TMH (see pages 2-12 & 3-55).



Reference Manual 3097PM1

MODEL	DESCRIPTION	WT./SET IN LBS.	PRICE LIST PAGE NO.
LAS-BHM	Basic system less ladder mount	126.0	25
LAS-BHM-775	Complete unit with 7-3/4" ladder support	128.0	25
LAS-BHM-975	Complete unit with 9-3/4" ladder support	128.0	25
LAS-BHM-1200	Complete unit with 12" ladder support	128.0	25

For accessory items,
see pages 3-54 to 3-56.



LAS-XT combines the popular, time-tested LAS design with a new, patented cable and pulley system capable of raising and lowering ladders an amazing 36 inches for quick, safe, and easy retrieval. A great choice for apparatus with high shelves or departments with shorter personnel.

- Lowers ladders and accessories 36 inches from their stored position
- Can be mounted to a horizontal and/or vertical surface
- Powered by two self-contained 12V hydraulic actuators - providing a more parallel, even raising & lowering motion
- Castings are solid, heavy-duty, powder-coated cast aluminum
- 300 lb. maximum load

To lower pike poles, folding ladders, a hard sleeve, and other accessories with your ladders, order the LAS-XT-AB accessory bracket.

To mount a hard sleeve above the ladders: order one set LAS-FLB, one set HSS-TMC, one HSS-SAT-10, and one set HSS-TMH (see pages 2-12 & 3-55).



Reference Manual 3097PM18

MODEL	DESCRIPTION	WT./SET IN LBS.	PRICE LIST PAGE NO.
LAS-XT	Basic unit	142.0	25
LAS-XT-775	Complete unit with 7-3/4" ladder support	148.0	25
LAS-XT-975	Complete unit with 9-3/4" ladder support	148.0	25
LAS-XT-1200	Complete unit with 12" ladder support	148.0	25
3097-250-000	1-1/2" Spacers - set of 4	9.4	25
LAS-XT-AB	Accessory bracket	1.5	26


Note: In some cases, a set of spacers will be required. These will increase overall mounting height by 1-1/2".

For accessory items, see pages 3-54 to 3-56.



The Manual Locking System must be released, by hand, prior to operating the control panel.

Note: If your system was delivered prior to 2014, you will require new base castings.



The Electric Locking System may be operated from a specially-designed control panel and comes complete with wiring and electrical components.

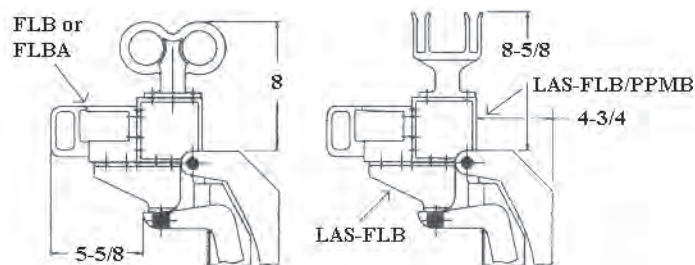
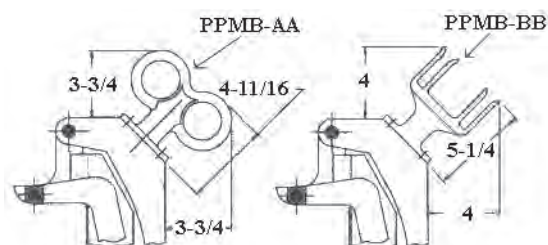
Serial number indicates year, month, and day of manufacture.

Reference Manual 3097PM7 & 3097PM8

MODEL	DESCRIPTION	WT./@ IN LBS.	PRICE LIST PAGE NO.
LLAS-MLS	Manual locking system for LAS-__	3.1	26
LLAS-ELS	Electric locking system for LAS-__	7.0	26
LLAS-BHM-MLS	Manual locking system for LAS-BHM	3.1	26
LLAS-BHM-ELS	Electric locking system for LAS-BHM	7.0	26

Attach pike poles and folding ladders to your QUIC-LIFT System.

Pike pole mounting brackets may be attached directly to the inside arm castings (shown below), using pre-drilled and tapped holes. See page 3-12 for pike pole mounting brackets.



To attach pike pole mounting brackets on the front side of the unit, you must order one set each of the LAS-FLB castings and the LAS-FLB/PPMB extrusions.

To attach the FLB or FLBA folding ladder bracket to the system, you will need one set of LAS-FLB castings. See page 3-48 for the folding ladder bracket.

To attach FLB, FLBA, or PPMB brackets to an LAS-XT system, and have them lowered with the ladder, you will need one set of LAS-XT-AB castings.

Reference Manuals 3097PM1 & 3097PM18


MODEL	DESCRIPTION	WT./SET IN LBS.	PRICE LIST PAGE NO.
LAS-FLB	Bracket set	2.6	26
LAS-FLB/PPMB	Bracket set	1.5	26
LAS-XT-AB	Bracket set	6.0	26

QUIC-LIFT® Access System Accessories - Flashing Light Kit

The NFPA requires flashing lights be mounted facing the front and rear of the apparatus and must continue to flash while the device is out of the stored position.

All new systems are now provided with flashing lights. The audio/visual alarm will continue to be offered as an option (see pages 3-56 and 8-3 for the audio/visual alarm). Drilled and tapped holes have been provided on QUIC-LIFT systems shipped after January 1, 1997 to retroactively mount the light kits.

MODEL	DESCRIPTION	WT./KIT IN LBS.	PRICE LIST PAGE NO.
LAS-FLK	Kit for LAS-__ systems	1.0	26
HLAS-FLK	Kit for HLAS systems	1.0	26
PTS-FLK	Kit for PTS systems	1.0	26
LAS-HA-FLK	Kit for LAS-HA systems	1.0	26





Silver touch up paint may be used on any of the QUIC-LIFT Access Systems.

May only be shipped by ground.

MODEL	DESCRIPTION	WT./@ IN LBS.	PRICE LIST PAGE NO.
SP-12	12 Ounce can	1.0	26

QUIC-LIFT® Access System Accessories - Ladder Guard Kit



Protects ladder rungs from wear and possible damage as a result of the locking handle's repeated contact with the rung.

Each kit contains one epoxy kit and two stainless steel guards.



**Model LAS-LGK
Components**

MODEL	DESCRIPTION	WT./SET IN LBS.	PRICE LIST PAGE NO.
LAS-LGK	Ladder guard kit	1.0	26

QUIC-LIFT® Access System Accessories - Audio/Visual Alarm



Intermittent audible warning and flashing light designed to avoid accidents when reversing. Provides clear audio and visual warning.

Although no longer required by the NFPA standards, the alarm may be added to any QUIC-LIFT Access System.

MODEL	DESCRIPTION	WT./@ IN LBS.	PRICE LIST PAGE NO.
AVA	Audio/Visual alarm	.3	26



Store your ladders horizontally over top of the apparatus, leaving more space for compartments below.

At the flip of a switch, system lowers to a comfortable height for safe and easy ladder retrieval, reducing risk of strains and other common injuries.

New and improved! A stronger, beefier self-contained hydraulic cylinder is capable of sustaining a 500 lb. maximum load.

Solid, heavy-duty powder-coated cast aluminum for years of trouble-free service.

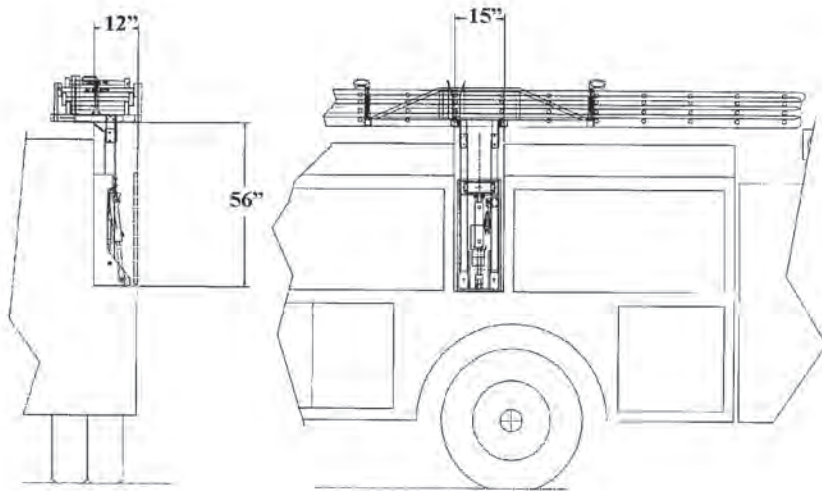
NFPA compliant with built-in safety latch and flashing light kit that provides a visual signal when system is out of the stored position.




Ordering Your HLAS System

When ordering, please be prepared with the following information:

1. Manufacturer of ladders to be mounted
2. Model numbers of ladders to be mounted
3. Length of each ladder
4. Fire department name, city, and state



Requires minimal space for mounting, allowing for more compartments in the side body.




Stored ladders do not protrude past side of apparatus

For mounting of hard sleeves, pike poles, and other hand tools, see page 3-59.


Reference Manual 3097PM6

MODEL	DESCRIPTION	WT./@ IN LBS.	PRICE LIST PAGE NO.
HLAS-975	Complete system for 9-3/4" ladder combination	240.0	26
HLAS-1200	Complete system for 12" ladder combination	240.0	26
HLAS-OS	Stop set for rack	4.0	26
HLAS-500-KIT	500 lb. Capacity conversion kit	28.0	26




Lowered ladders do not block access to compartments

Optional Stop Set

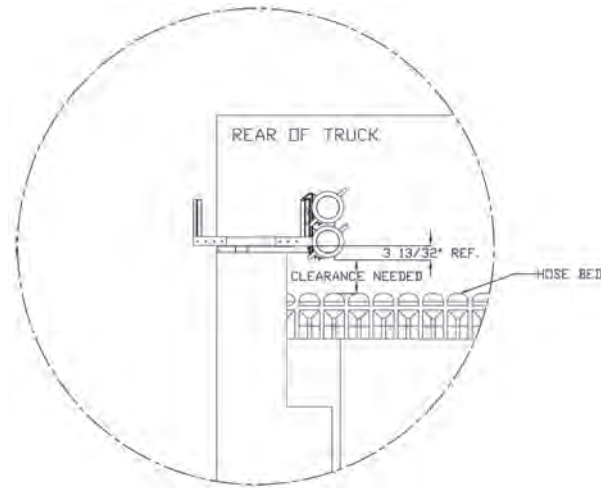


Optional Stop provides solid "lock up" of the HLAS system against the apparatus body. Castings may be cut to desired length and attached to the underside of the rack. Two rubber stops and all hardware provided.





Safely store one or two hard sleeves on top of the Horizontal Ladder Access System. Kits can be retrofitted onto already existing HLAS systems.



Note: When using these kits above a hose bed, clearance must be left between the top row of hose and the underside of the hard sleeve trays (see right).

MODEL	DESCRIPTION	WT./@ IN LBS.	PRICE LIST PAGE NO.
HLAS-HS-1KIT	Hard sleeve kit with 1 tray	26.6	26
HLAS-HS-2KIT	Hard sleeve kit with 2 trays	44.0	26
HLAS-SAT-10	Single HLAS hard sleeve tray	17.4	26

QUIC-LIFT® Horizontal Ladder Access System - Pike Pole/Folding Ladder Kit



Mount pike poles and/or folding ladders to your HLAS. Kit includes two Mount Adapters and hardware. Folding ladder and pike pole brackets sold separately.

For Folding Ladder Brackets, see page 3-48
For pike pole brackets, see pages 3-5 & 3-12



MODEL	DESCRIPTION	WT./@ IN LBS.	PRICE LIST PAGE NO.
HLAS-FLB-VM	HLAS-FLB or pike pole mounting kit	2.9	26



The Outside Arm Ladder System (OALS) stores ladders or hard sleeves or a portable tank horizontally over the top of the apparatus, allowing for more compartment storage in the side body below.

At the flip of a switch, the OALS raises and lowers the equipment for safe & easy retrieval, reducing the risk of strains and other common injuries.

Mounting to the end walls of the apparatus cabinetry, two powerful 8" hydraulic cylinders operate heavy-duty 2" x 4" boom arms. **New and improved - hydraulic cylinders now raise and lower ladders faster than ever before!**

NFPA compliant. A Flashing Light Kit provides a visual signal when system is out of the stored position.




Boom arms extend away from apparatus allowing access to compartments when system is in lowered position.

Ordering Your OALS System

When ordering, please be prepared with the following information:

1. Manufacturer of ladders to be mounted
2. Model numbers of ladders to be mounted
3. Length of each ladder
4. Fire department name, city, and state



- Hydraulically-powered. Power unit set at 1500 PSI up and 2500 PSI down. Control and electrical panels are included.

- For additional safety, pneumatic power clamps automatically lock booms in place when returned to the fully-stored position (see left).

- Ladders and equipment extend away from the apparatus, allowing access to compartments even when system is in the fully-lowered position.

- 300 lbs. maximum load.

OALS racks can be custom-made to your specifications, please call 1-800-711-FIRE for more information.

For mounting of pike poles and other hand tools, see pages 3-5 & 3-12.

For mounting of folding ladders, see page 3-48.

Reference Manual 3092PM1

MODEL	DESCRIPTION	WT./@ IN LBS.	PRICE LIST PAGE NO.
OALS	Basic system, less rack	475.0	25
OALS-R	Rack only	250.0	25
OALS-775	System for use with 7-3/4" ladder combination	725.0	25
OALS-975	System for use with 9-3/4" ladder combination	725.0	25
OALS-1200	System for use with 12" ladder combination	725.0	25
OALS-775-R	Rack only for 7-3/4" ladder combination	250.0	25
OALS-975-R	Rack only for 9-3/4" ladder combination	250.0	25
OALS-1200-R	Rack only for 12" ladder combination	250.0	25





Made to order. Built to last.

Available in 12", 15", and 18" widths.

Stores ladder parallel to the body.

Release the locking handle and pull the ladder out to a comfortable climbing angle.



The ladder automatically latches and will not retract until the scissor lock is raised.

Cast aluminum rungs have a flat, non-skid surface to provide traction and safety. Each step is 3" deep.

Handrails are 1-1/4" heavy-walled aluminum tubing, covered in a black, rough-grip powder coat.

Standard configuration has a two-rung fold-down section and a six-rung main ladder section. Other models available to fit many applications. Provide us with a rear-end dimensional print of your vehicle and we will design a ladder to meet your needs.

To view a video, visit www.ziamatic.com



12" and 15" Widths:

XX is replaced with either 12 or 15 depending on which width you desire

Reference Manual 3096PM1

MODEL	DESCRIPTION	PRICE LIST PAGE NO.
RLxx-1-3	1 step fold-down & 3 step straight section	24
RLxx-1-4	1 step fold-down & 4 step straight section	24
RLxx-1-5	1 step fold-down & 5 step straight section	24
RLxx-1-6	1 step fold-down & 6 step straight section	24
RLxx-1-7	1 step fold-down & 7 step straight section	24
RL15-1-8*	1 step fold-down & 8 step straight section	24
RLxx-2-2	2 step fold-down & 2 step straight section	24
RLxx-2-3	2 step fold-down & 3 step straight section	24
RLxx-2-4	2 step fold-down & 4 step straight section	24
RLxx-2-5	2 step fold-down & 5 step straight section	24
RLxx-2-6	2 step fold-down & 6 step straight section	24
RLxx-2-7	2 step fold-down & 7 step straight section	24

*Call for information on 12" version.

18" Width:

Reference Manual 3096PM1

MODEL	DESCRIPTION	PRICE LIST PAGE NO.
RL-0-5	5 step straight section	24
RL-1-4	One step fold-down & 4 step straight section	24
RL-1-6	One step fold-down & 6 step straight section	24
RL-1-7	One step fold-down & 7 step straight section	24
RL-2-3	Two step fold-down & 3 step straight section	24
RL-2-4	Two step fold-down & 4 step straight section	24
RL-2-5	Two step fold-down & 5 step straight section	24
RL-2-6	Two step fold-down & 6 step straight section	24
RL-2-7	Two step fold-down & 7 step straight section	24
RL-2-8	Two step fold-down & 8 step straight section	24
RL-SR	Quic-Ladder splice rod	24
RL-TEB	Quic-Ladder top end bracket	24
RL-LED	Vehicle ladder light assembly	24

Other configurations available. Contact ZICO for pricing.



Touch-up paint may be used on any vehicle ladders with rough texture black paint.

MODEL	DESCRIPTION	WT./@ IN LBS.	PRICE LIST PAGE NO.
RLP-12	12 Ounce can	1.0	24

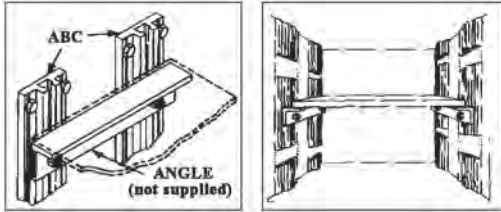


New! Illuminate your climb with our Vehicle Ladder Light Assembly. Sold each.

Brightness/Flux: 136 Lumens
Color Temp: 5700K (Bright White)
Average Life: 6000 Hours
Wattage: 1.8W Max.



Model RL-TEB Top-End Brackets allow for mounting handrails into the side body rather than having them extend over top of the apparatus.



Adjustable channels let you add shelving and partition storage space. Designed for sturdy, long-term use in fire apparatus, ambulances, utility, and rescue vehicles.

The aluminum base channel can be bolted or welded to the walls, floor, or ceiling of the compartment. Available in 6-ft. lengths that can be cut to desired size.

MODEL	DESCRIPTION	WT./@ IN LBS.	PRICE LIST PAGE NO.
ABC-72	Adjustable base channel with hardware, 72" L x 2" W x 5/8" H	5.1	17

QUIC-SEAT™ Cushioned Back Rest



Model CBR-____-B

Cushioned Back Rests mount above and behind existing seat cushions, providing the ultimate in firefighter comfort.

The seat frame is constructed of sturdy, one-half inch plywood to assure extra strength and stability. Molded foam is applied to the frame and covered with a 48-ounce heavy-duty vinyl Prefixx-finished fabric.

The seat has been designed with short side supports to easily accommodate the hip harness assembly on your SCBA. This design keeps the harness recessed so as not to protrude into the firefighter's back.

Seats are available in two widths: 18" and 20". The 20" wide seat is recommended for the Scott 4.5 and Interspiro SCBA due to the width of their SCBA cylinder support assembly.

Two head rest heights are available (3-1/2" and 6"). The shorter 3-1/2" head rest helps reduce helmet interference.

Mounting brackets are provided for attaching the seat cushion to any flat surface. Brackets are pre-drilled for mounting of SCBA brackets.

Optional: Model CBR-CR Cable Release may be used in conjunction with a QUIC-HOLD Mechanical SCBA Bracket (see page 1-7). Cable runs up back of cushion and comes to the front between the head rest and side cushion. The release ring is above and to the right of the firefighter.



Model CBR-____-____-SHR
Short Head Rest

Reference Manual 3015PM2

MODEL	DESCRIPTION	WT./@ IN LBS.	PRICE LIST PAGE NO.
CBR-18-B	18" W seat, 6" head rest, black	8.3	14
CBR-20-B	20" W seat, 6" head rest, black	8.2	14
CBR-18-B-SHR	18" W seat, 3-1/2" head rest, black	8.0	14
CBR-20-B-SHR	20" W seat, 3-1/2" head rest, black	7.9	14
CBR-CR	Cable release kit	.3	14



Shown: Model SE-FD in rear of brush truck


Provide personnel with safe, comfortable seating.

The spring-loaded bracket makes any unused bench seat fold up out of the way automatically. Bracket extends 4-1/4" from mounting surface when folded and 13" when extended. Brackets are high-strength ductile iron castings. Two brackets are recommended for every three feet of bench seat.


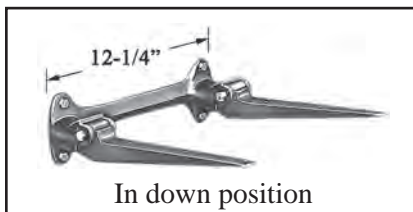
Available with heavy-duty, 48 oz. vinyl Prefixx finished seat and back rest cushions.

NOTE: Seat belts should always be worn when apparatus is in motion. Fold down brackets must be attached to mounting surface and sufficiently reinforced to support load.

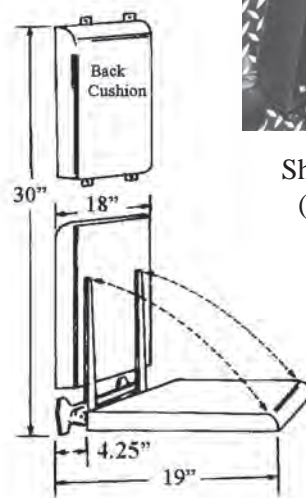
Model SE-FDB



Model SE-FD



Shown: SE-FDB brackets under bench seat
(Bench seat not available from Ziamatic)



Spring action allows seat to flip up out of the way


MODEL	DESCRIPTION	WT./@ IN LBS.	PRICE LIST PAGE NO.
SE-FD	Fold down seat bracket	7.4	14
SE-FDC	Seat bracket/cushion - black	12.0	14
SE-FDCC	Seat bracket/seat & back cushions - black	17.8	14
SE-CH	Seat cushion/hardware - black	5.7	14
SE-CHMB	Back cushion/hardware & mounting brackets - black	5.8	14
SE-FDB	Single fold down bracket	3.2	14

Features:

- Creates an optimal stepping distance without the added cost of custom fabrication.
- May be retrofitted onto existing apparatus.
- Made from high-strength aluminum alloy and steel for maximum durability.
- Powder-coated brackets for corrosion resistance.
- Open diamond pattern stepping surface allows mud and debris to fall through for maximum traction and safety.

Specs:

- 20" W x 4.75" D non-skid stepping surface.
- 7.75" drop, 4.625" out from mounting point.
- Sustains a static load of 500lbs.
- Meets NFPA requirements for slip resistance and static load.
- Only requires a 4" x 21" mounting surface.



Reference Manual 3094PM7

MODEL	DESCRIPTION	WT./@ IN LBS.	PRICE LIST PAGE NO.
FVS-20	Fixed vehicle step	5.6	22

QUIC-STEP™ Manual Pull-Out Step



Features:

- Easily slide out if needed then tuck back out of the way when finished.
- Creates an optimal stepping distance below pump panels, hose beds, and more.
- May be retrofitted onto existing apparatus.
- Made from high-strength aluminum alloy and steel for maximum durability.
- Powder-coated and plated for corrosion resistance.

Specs:


- 11" W x 5" D non-skid stepping surface.
- 8" drop
- Sustains a static load of 500lbs.
- Meets NFPA requirements for slip resistance and static and load.
- Only takes up an area of 11-5/8" x 16-1/4" when in the stored position, making it simple to mount in most areas.

Reference Manual 3094PM5

MODEL	DESCRIPTION	WT./SET IN LBS.	PRICE LIST PAGE NO.
PS-8-5	Pull-out step	9.8	22

Features:

- Heavy-duty step slides out if needed then easily tucks away again.
- Creates an optimal stepping distance below pump panels, hose beds, and more.
- May be retrofitted onto existing apparatus.
- Made from high-strength aluminum alloy and steel for maximum durability.
- Zinc plated for corrosion resistance.
- Open diamond pattern stepping surface allows mud and debris to fall through for maximum traction and safety.



Specs:

- 24" W x 9.5" D non-skid stepping surface.
- 4-7/8" drop
- Sustains a static load of 500lbs.
- Meets NFPA requirements for slip resistance and static load.
- Only requires an area of 26.375" W x 15" D when in the stored position, making it simple to mount in most areas.

To view a video, visit www.ziamatic.com

Reference Manual 3094PM3

MODEL	DESCRIPTION	WT./@ IN LBS.	PRICE LIST PAGE NO.
MPOS-24	Manual vehicle step	36.0	22

QUIC-STEP™ Horizontal Vehicle Step

Features:


- Ideal for use in low ground clearance situations; step extends straight out.
- Powered by a 12V electric actuator.
- Step may be wired to the door interlock system to automatically extend when door opens and retract when door is closed.
- May be retrofitted onto existing apparatus.
- Made from high-strength aluminum alloy and steel for maximum durability.
- Open diamond pattern stepping surface allows mud and debris to fall through for maximum traction and safety.



Specs:

- 15" W x 9.5" D non-skid stepping surface.
- Sustains a static load of 500lbs.
- Meets NFPA requirements for slip resistance and static load.
- Only requires 20" W x 11" D mounting surface, with an additional 8" clearance behind the unit for the retractable arms.
- Only requires 3" drop mounting flanges to clear components.

To view a video, visit www.ziamatic.com



Reference Manual 3094PM2

MODEL	DESCRIPTION	WT./@ IN LBS.	PRICE LIST PAGE NO.
HVS-1	Horizontal vehicle step	24.1	22



VS-24-11 on fire apparatus (lights not included)

Features:

- VS-24-11 has a larger stepping surface. VS-24-9 has a shorter drop height, making it ideal for ambulances and other smaller vehicles.
- Powered by a 12V electric actuator with a patented in-line locking mechanism to hold step rigidly in place.
- Step may be wired to the door interlock system to automatically extend when door opens and retract when door is closed.
- May be retrofitted onto existing apparatus.
- Low maintenance.
- Made from high-strength aluminum alloy and steel for maximum durability.
- Powder-coated and plated for corrosion resistance.

Specs:

- 24" W x 10-5/8" D non-skid stepping surface on the VS-24-11; 24" W x 8-3/8" D non-skid stepping surface on the VS-24-9.
- 10-1/2" drop on the VS-24-11; 7-5/8" drop on the VS-24-9.
- Sustains a static load of 500lbs.
- Meets NFPA requirements for slip resistance and static load.

Improved Design!

- Both models now standard with a self-contained, solid state, polarity-reversing motor controller - eliminating the need for a complex circuit and making step installation more 'plug & play'.
- Step now stops when sensing resistance/obstacles in its path, resulting in improved property damage prevention and reduced risk of injury.

Reference Manual 3094PM1 & 3094PM4

MODEL	DESCRIPTION	WT./@ IN LBS.	PRICE LIST PAGE NO.
VS-24-11	Retractable vehicle step - 10-1/2" drop	76.0	22
VS-24-9	Retractable vehicle step - 7-5/8" drop	70.0	22



VS-24-9 under ambulance side door





“The Fire Industry’s Most Popular Choc”

A strong, dependable wheel choc for use with tires up to 44” in diameter. Easily folds up and tucks away under the running board, providing you with increased safety in less space.

Features high-tensile strength aluminum construction, a large rear-opening hand grip, and a double row of rugged teeth that grip virtually any hard surface.

An “Easy-Grip” carrying handle protects fingers and makes transport/placement a breeze.

NFPA and SAEJ348 compliant and third-party tested. Each choc requires an area of only 6” H x 10-1/2” W x 20-3/8” D for storage.


Wildland adapter available for off-road applications (see page 3-70).



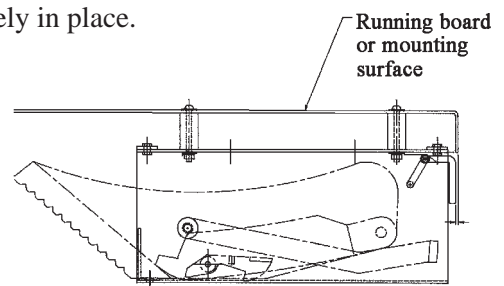
**Choc folds for
convenient storage**

Reference Manual 3025PM3

MODEL	DESCRIPTION	WT./@ IN LBS.	PRICE LIST PAGE NO.
SAC-44-E	Folding choc for up to 44” tire diameter, sold per each	20.9	15
SQCH-44-H	Folding choc holder - horizontal, sold per each	4.6	15



Choc can be stored in horizontal holder under running board. Latch holds choc securely in place.





One Choc. Two Applications.

Easily convert your standard Folding Wheel Chocs for wildland firefighting.

Folding Wheel Choc (sold separately, see page 3-69) slides easily into this NFPA compliant Wildland Adapter.

Ideal for use on dirt, loose gravel, and other off-road surfaces.

Conveniently store adapter under the running board with our aluminum horizontal holder (sold separately).



Choc with Wildland Adapter



Wildland Adapter with its horizontal holder

MODEL	DESCRIPTION	WT./@ IN LBS.	PRICE LIST PAGE NO.
SAC-44-WA	Wildland adapter for SAC-44-E Choc	4.0	15
SQCH-44-WAH	Horizontal holder for Wildland adapter	6.0	15



	AC-1	AC-2	AC-32	AC-44
Height	6-1/2"	8-1/4"	8-1/2"	12"
Width	6"	8-5/8"	8"	11-1/4"
Length	11-3/4"	15"	14-13/16"	21"
Weight (Lbs.)	3.7	7.3	7.5	14.8
Meets NFPA 1901-09		X	X	X
Horizontal holder Model #	QCH-1	QCH-2	QCH-32-H	---
Vertical holder Model #	QCH-11	QCH-22	QCH-32-V	QCH-44-V

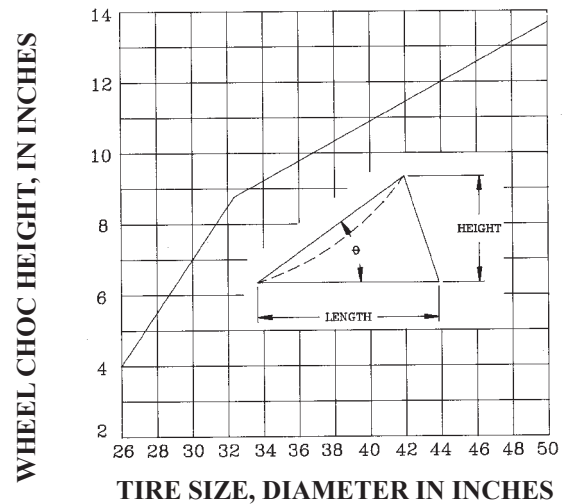
Zico Wheel Chocs feature:

- High tensile strength aluminum construction
- A large rear-opening hand grip
- A double row of rugged teeth that grip virtually any firm surface
- NFPA compliant (excluding AC-1) and third-party tested
- Models AC-32 and AC-44 are SAEJ348 compliant

Reference Manual 3025PM4 and 3025PM5

MODEL	DESCRIPTION	WT./@ IN LBS.	PRICE LIST PAGE NO.
AC-1	Medium choc	3.7	15
QCH-1	Medium choc holder - horizontal	2.2	15
QCH-11	Medium choc holder - vertical	1.9	15
AC-2	Large choc	7.3	15
QCH-2	Large choc holder - horizontal	3.3	15
QCH-22	Large choc holder - vertical	3.2	15
AC-32	Choc for up to 32" tire diameter	7.1	15
QCH-32-H	AC-32 choc holder - horizontal	3.2	15
QCH-32-V	AC-32 choc holder - vertical	1.6	15
AC-44	Choc for up to 44" tire diameter	14.8	15
QCH-44-V	AC-44 choc holder - vertical	2.7	15
QCH-SL	Safety latch	.2	15

Choc height required for various tire diameters, per Society of Automotive Engineers:



WARNING: Undersized chocs may fail to properly restrain vehicle. The apparatus may either roll over or crush an undersized choc, potentially resulting in property damage, bodily injury, or death.



Choc Holders



Safety Latch

Model QCH-SL may be added to any ZICO horizontal holder.



For use with up to 32" diameter tires.


NFPA compliant for wildland firefighting.

Our popular, proven AC-32 wheel choc with an additional heavy-duty, toothed aluminum base plate.


Ideal for use on dirt, loose gravel, and other off-road surfaces.

Works with QCH-32-H and QCH-32-V standard choc holders for convenient storage.

Standalone aluminum base plate available for upgrading existing AC-32 chocs.



**AC-32-W
Complete Assembly**



**Aluminum
base plate**

Reference Manuals 3025PM4

MODEL	DESCRIPTION	WT./@ IN LBS.	PRICE LIST PAGE NO.
AC-32-W	Wildland compliant choc	11.4	15
3025-192-105	Aluminum base plate with hardware	4.4	15

TOOLS, SALVAGE & OVERHAUL

<u>AXES</u>	4-2
Flathead & Pickhead Axes	4-2
QUIC-AXE® Super Tool	4-2
<u>HALLIGANS</u>	4-3
QUIC-BAR® Forcible Entry Tools	4-3
<u>HAMMERS</u>	4-4
Dead Blow Hammers	4-4
Double-faced Sledges	4-4
The Z-SHLAMMER	4-4
<u>PIKES & HOOKS</u>	4-5 through 4-9
Fire Falcon	4-5
Pike Poles & Ceiling/Wall Hooks	4-6 & 4-7
“Z” Hook Tools	4-7 & 4-8
LA Trash Hooks	4-8
<u>SHOVELS, BROOMS & RAKES</u>	4-10 & 4-11
<u>SMOKE EJECTOR HOLDERS</u>	4-11
<u>WRENCHES</u>	4-12 & 4-13
Universal Foam Container Wrench	4-12
Spanner Wrenches	4-12 & 4-13
<u>CUTTERS</u>	4-14 & 4-15
Wire Cutters	4-14
Bolt Cutters	4-14 & 4-15

Straight Handles

Drop-forged, heat-treated heads feature ground ends and tempered cutting edges for nick resistance and a longer lasting edge. The 36" fiberglass straight handles resist breakage, heat, and moisture.

For mounting options, see pages 3-8 & 3-10.

MODEL	DESCRIPTION	WT./@ IN LBS.	PRICE LIST PAGE NO.
FP-6	6# Flat head axe	8.8	31
AP-6	6# Pick head axe	8.9	31
AP-8	8# Pick head axe	11.7	31

Contoured Handles

Contoured fiberglass axe handles are shaped for maximum comfort and efficiency with bright yellow coloring for higher visibility and easier retrieval.

For mounting options, see pages 3-8 & 3-10.

MODEL	DESCRIPTION	WT./@ IN LBS.	PRICE LIST PAGE NO.
FPC-6-E	6# Flat head axe with 36" contoured handle	8.8	31
APC-6-E	6# Pick head axe with 36" contoured handle	8.9	31
APC-8-E	8# Pick head axe with 36" contoured handle	11.6	31

QUIC-AXE® Super Tool

The QUIC-AXE is a lightweight, personal, multi-purpose rescue and forcible entry tool with a pry point, cutting edge and prying edge. The unique design makes it useful as an axe, hydrant wrench, hammer, nail pull, and gas shut-off.

The 15" long QUIC-AXE is nickel-chrome plated high alloy steel with a PVC-covered handle and is available with or without a leather sheath.

Can be mounted at points noted with (*) using CL .75 or CLPR-075-B clips (sold separately, see page 3-7).

MODEL	DESCRIPTION	WT./@ IN LBS.	PRICE LIST PAGE NO.
QA-15-P	Tool/pentagon wrench & sheath	3.7	28
QA-15-S	Tool/square wrench & sheath	3.9	28
QA-15-PLS	Tool/pentagon wrench less sheath	3.3	28
QA-15-SLS	Tool/square wrench less sheath	3.5	28
QA-LS	Leather sheath only	.4	28

Model SQB-36-CR



Model SQB-300-B



Strong | Durable | Steel

Zico's QUIC-BAR Halligan-style tools are made from alloy steel, providing high-tensile strength, hardness, and resilience for maximum power.

The tapered pike is ideal for forcing padlocks or driving into material to facilitate prying. The pry and wedge ends are narrower than other brands for faster, easier penetration. Greater width and curvature on the wedge provides powerful leverage for prying operations.

QUIC-BAR tools are easily coupled with an axe (sold separately) and reflective tape on handles makes the tool easy to locate in the dark.

Select models include built-in rings for a carrying strap - no additional clips required.

For mounting options, see pages 3-5, 3-9 & 3-10.
For set of irons carrying straps, see Page 3-36.

MODEL	DESCRIPTION	WT./@ IN LBS.	PRICE LIST PAGE NO.
SQB-36-R	36" QUIC-BAR tool - forged - clear coated - with rings	12.1	28
SQB-36-CR	36" QUIC-BAR tool - forged - chrome - with rings	12.1	28
SQB-240-C	24" QUIC-BAR tool - chrome	10.0	28
SQB-240-B	24" QUIC-BAR tool - black	10.0	28
SQB-300-C	30" QUIC-BAR tool - chrome	11.1	28
SQB-300-B	30" QUIC-BAR tool - black	11.1	28
SQB-360-C	36" QUIC-BAR tool - chrome	12.4	28
SQB-360-B	36" QUIC-BAR tool - black	12.4	28
SQB-420-C	42" QUIC-BAR tool - chrome	13.4	28
SQB-420-B	42" QUIC-BAR tool - black	13.4	28

Note: QUIC-BAR tools with a three-digit model number (e.g. SQB-360-B) are constructed of two ends and a hex bar, swage-fit together and pinned for maximum strength and durability.

DEAD BLOW HAMMERS



Cross-Section

Our shot-loaded heads produce the most complete dead blow effect (no rebound) ever offered for 30% more striking force than steel hammers. Head and rod are encased in a thick polyurethane covering that won't mushroom, delaminate, or mar struck surface.

MODEL	DESCRIPTION	WT./@ IN LBS.	PRICE LIST PAGE NO.
DBH-21	21 Oz. Dead blow hammer	1.3	31
DBH-26	26 Oz. Dead blow hammer	1.6	31
DBH-45	45 Oz. Dead blow hammer	2.8	31
DBH-53	53 Oz. Dead blow hammer	3.3	31
DBH-90	9 Lb. Dead blow hammer	9.0	31

DOUBLE FACE SLEDGES



31" handle



24" handle

Tough, durable sledges with molded-in ergonomic safety grip handles. Heads are bonded in place with ultra-strong epoxy. For mounting options, see pages 3-5 and 3-11.

MODEL	DESCRIPTION	WT./@ IN LBS.	PRICE LIST PAGE NO.
BD-8-ESG	8# Sledge with 31" handle	10.0	31
BD-10-ESG	10# Sledge with 31" handle	11.8	31
BD-12-ESG	12# Sledge with 31" handle	15.0	31
BD-8-24	8# Sledge with 24" handle	8.7	31
BD-10-24	10# Sledge with 24" handle	10.7	31
BD-12-24	12# Sledge with 24" handle	12.6	31

The Z-Shlammer



Drop-forged steel head with a hammer, pry bar, and pentagonal hydrant wrench - perfect for forcible entry, salvage & overhaul, or virtually any other task you throw its way. For mounting options, see pages 3-5 and 3-11.



MODEL	DESCRIPTION	WT./@ IN LBS.	PRICE LIST PAGE NO.
Z-SCH-B-BK	6# Black Head, Black Handle	7.9	32
Z-SCH-B-BR	6# Black Head, Brown Handle	7.9	32
Z-SCH-P-BK	6# Polished Head, Black Handle	7.9	32
Z-SCH-P-BR	6# Polished Head, Brown Handle	7.9	32
Z-SCH-B-BK-8	8# Black Head, Black Handle	10.1	32
Z-SCH-B-BR-8	8# Black Head, Brown Handle	10.1	32

To view a video, visit www.ziamatic.com



How many times have you jabbed a pike pole or ceiling hook into the drywall only to pull back shards and scraps?

The Fire Falcon penetrates drywall and lath like a javelin and extends its three talons to pull back large chunks of debris. What does this mean? It means you get the job done faster and easier than ever before.

On the opposite end a multi-functional modified Z-Combo Grip replaces the industry-standard "D" handle, adding a 3 lb. hammer and pry/hook to your arsenal.

To view a video, visit www.ziamatic.com




MODEL	DESCRIPTION	WT./@ IN LBS.	PRICE LIST PAGE NO.
Z-FT-48-O	48" Fire Falcon - Orange Handle	11.3	32
Z-FT-48-Y	48" Fire Falcon - Yellow Handle	11.3	32
Z-FT-54-O	54" Fire Falcon - Orange Handle	11.3	32
Z-FT-54-Y	54" Fire Falcon - Yellow Handle	11.3	32
Z-FT-60-O	60" Fire Falcon - Orange Handle	11.3	32
Z-FT-60-Y	60" Fire Falcon - Yellow Handle	11.3	32

For mounting options, see page 3-5.



1.875" O.D. Head



1.50" O.D. Handle

Our strongest pike poles are the safest too!

I-Beam® poles are designed for maximum toughness. In fact, this style pole is 80 times stronger than wood. The poles are flame-resistant to 800°F, and remain strong to 60°F below zero.



Ceiling & Wall Head

Available with standard Malleable Pike Head (MPH) or the ductile Ceiling and Wall Head (CWH-1). May be ordered with an aluminum "D" handle grip (ZDH). ZDH requires three (3) HK-147 epoxy kits for assembly.

MODEL	DESCRIPTION	WT./@ IN LBS.	PRICE LIST PAGE NO.
IBM-4	4' Pole with MPH pike head	4.4	29
IBM-6	6' Pole with MPH pike head	5.6	29
IBC-4	4' Pole with CWH-1 head	3.3	29
IBC-6	6' Pole with CWH-1 head	5.4	29

For mounting options, see pages 3-5, 3-12 & 3-13.

Plasticore Pike Poles



1.675" O.D. Head



1.25" O.D. Handle

Strong, economical plasticore poles get the job done!

A heavy-duty plastic inner core assures that poles will not crack, splinter, warp, rot, or absorb moisture. The non-slip handle design provides a tight grip. Plasticore poles are flame-resistant to 800°F, and remain strong to 60°F below zero.

Available with standard Malleable Pike Head (MPH-1) or ductile Ceiling and Wall Head (CWH-2). May be ordered with an aluminum "D" handle grip (ZDH-1) or steel Z-Combo Grip (Z-CG-1). Grips requires one HK-147 epoxy kit each for assembly.

NOTE: All poles 10' or longer must be shipped via motor truck.

MODEL	DESCRIPTION	WT./@ IN LBS.	PRICE LIST PAGE NO.
PCM-4	4' Pole with MPH-1 pike head	3.9	29
PCM-6	6' Pole with MPH-1 pike head	5.1	29
PCM-8	8' Pole with MPH-1 pike head	6.4	29
PCM-10	10' Pole with MPH-1 pike head	7.6	29
PCM-12	12' Pole with MPH-1 pike head	8.7	29
PCM-14	14' Pole with MPH-1 pike head	10.9	29
PCM-16	16' Pole with MPH-1 pike head	12.1	29
PCC-4	4' Pole with CWH-2 head	4.2	29
PCC-6	6' Pole with CWH-2 head	5.4	29
PCC-8	8' Pole with CWH-2 head	6.6	29
PCC-10	10' Pole with CWH-2 head	7.8	29

For mounting options, see pages 3-5, 3-12 & 3-13.



Perfect for narrow or confined spaces.

Available with a Malleable Pike Head or ductile Ceiling and Wall Head.

Tools are 32” overall in length with aluminum “D” or steel Z-Combo Grip handles. Other lengths available by special request.

To mount, Zico recommends VM-QB brackets. See page 3-5.

MODEL	DESCRIPTION	WT./@ IN LBS.	PRICE LIST PAGE NO.
CH-32-PC	32” Closet hook with MPH-1 head	4.1	30
CWH-32-PC	32” Closet hook with CWH-2 head	4.6	30
CH-32-PC-CG	32” Closet hook with MPH-1 head and Z-Combo Grip	4.8	30
CWH-32-PC-CG	32” Closet hook with CWH-2 head and Z-Combo Grip	6.0	30

“Z” Hook Tools



Great for salvage and overhaul, these lightweight yet extremely strong poles feature 1” O.D. handles and our special “Z” heads.

Stainless steel sleeves at both ends help prevent wear, and are epoxied in place, then cross-drilled and pinned for extra strength. Handles are solid fiberglass. To mount, Zico recommends VM-QB brackets. See page 3-5.

MODEL	DESCRIPTION	WT./@ IN LBS.	PRICE LIST PAGE NO.
ZH-48-D	“Z” hook 48” long with “D” handle	5.5	30
ZH-72-D	“Z” hook 72” long with “D” handle	6.7	30
ZH-96-D	“Z” hook 96” long with “D” handle	7.9	30
ZH-48-G	“Z” hook 48” long with gas shut-off	5.2	30
ZH-72-G	“Z” hook 72” long with gas shut-off	6.4	30
ZH-96-G	“Z” hook 96” long with gas shut-off	7.6	30
ZH-48-CG	“Z” hook 48” long with Z-combo grip	9.0	30
ZH-60-CG	“Z” hook 60” long with Z-combo grip	10.3	30



Lightweight "Z" head closet hooks are designed for use in hallways and other tight or confined spaces. The 1" O.D. solid fiberglass handles are extremely strong and the stainless steel sleeves are epoxied, then cross-drilled and pinned for maximum toughness.

Available with a gas shut-off, Z-Combo Grip, or "D" handle.

To mount, Zico recommends VM-QB brackets. See page 3-5.

MODEL	DESCRIPTION	WT./@ IN LBS.	PRICE LIST PAGE NO.
ZH-32-D	"Z" hook 32" long with "D" handle	4.7	30
ZH-32-G	"Z" hook 32" long with gas shut-off	4.7	30
ZH-36-CG	"Z" hook 36" long with Z-Combo grip	7.8	30

LA Trash Hooks



A rugged overhaul tool developed in conjunction with the Los Angeles Fire Department for ventilation of buildings constructed of sheet materials such as plywood. The ductile iron head has two hooks with "V" support to prevent hang ups.

For mounting options, see pages 3-5 and 3-12.

MODEL	DESCRIPTION	WT./@ IN LBS.	PRICE LIST PAGE NO.
RH-6-D	Hook with 6' handle & "D" grip	7.5	31
RH-6-S	Hook with 6' handle	7.2	31
RH-8-D	Hook with 8' handle & "D" grip	8.5	31
RH-8-S	Hook with 8' handle	8.2	31

Nuplabond® Epoxy











The Nuplabond® epoxy system was developed to permanently and safely bond fiberglass handles to metal heads.

Use one HK-147 epoxy kit for each head or handle to be attached to a plasticore pole and three kits for I-beam poles.

NUPLA® and NUPLABOND® are trademarks of Nupla Corporation.

MODEL	DESCRIPTION	WT./@ IN LBS.	PRICE LIST PAGE NO.
HK-147	Epoxy - 36 grams @ parts A & B	.3	30

ZICO provides a variety of replacement heads and “D” handles. Use 1-1/4” I.D. parts for plasticore poles and 1-1/2” I.D. parts for I-beam poles.

	Malleable Iron Pike Heads Models MPH and MPH-1. Long the industry standard for pulling and pushing operations. MPH for use with I-beam poles. MPH-1 for 1-1/4” round poles.		Pike Head Covers Model MPH-PC. Protects both the firefighter and the pike head. Heavy-duty vinyl covers fit MPH and MPH-1 heads.
	Ductile Ceiling & Wall Hooks Models CWH-1 and CWH-2. Pierce ceiling or walls, turn 90° and pull to remove large pieces for salvage and overhaul.		“D” Handle Grip Models ZDH and ZDH-1. These tough, non-slip aluminum handles with a large hand opening improve any tool’s pulling and pushing efficiency.
	“Z” Hook Head Model 4000-000-112. Ductile head for 1” dia. poles.		“D” Handle Grip Model 4000-000-132. For 1” “Z” hook poles.
	Gas Shut-Off Model 4000-000-175. For 1” “Z” hook poles.		Z-Combo Grip Model Z-CG-1. The Z-Combo Grip gives you the comfort of a “D” handle with the added functionality of 1-3/4” striking surface and 5-1/2” steel pry.

NOTE: Butt grips not shown. May be ordered separately but come standard with plasticore or I-beam poles.

MODEL	DESCRIPTION	WT./@ IN LBS.	PRICE LIST PAGE NO.
MPH	Malleable pike head for I-beam pole	1.9	30
MPH-1	Malleable pike head for 1-1/4” pole	1.8	30
CWH-1	Ductile pike head for I-beam pole	2.3	30
CWH-2	Ductile pike head for 1-1/4” pole	2.2	30
ZDH	Aluminum “D” handle for I-beam pole	1.2	30
ZDH-1	Aluminum “D” handle for 1-1/4” pole	1.1	30
MPH-PC	Protective cover for MPH & MPH-1	.2	30
IBG	Butt grip for I-beam pole	.1	30
PCG	Butt grip for plasticore pole	.2	30
4000-000-112	“Z” hook head	2.6	30
4000-000-132	“D” handle for 1” poles	.7	30
4000-000-175	Gas shut-off for 1” poles	.4	30
Z-CG-1	Steel Z-Combo Grip for 1-1/4” poles	3.0	30

See pages 4-6 to 4-8 for assembled poles and closet hooks. “D” handles come standard on closet hooks. To add a “D” handle to other poles, add the appropriate model handle plus one Model HK-147 epoxy kit for plasticore poles and three kits for I-beam poles.



Round point shovels are #2 hollow back with 8-1/2" x 12" blades. Square point shovels are #2 hollow back with 9-1/2" x 11-1/2" blades and a rolled step.

Heavy duty fiberglass handles provide unsurpassed durability, comfort and safety. Heat-treated and tempered blades resist wear and breakage.

For mounting options, see page 3-5 & 3-13.

MODEL	DESCRIPTION	WT./@ IN LBS.	PRICE LIST PAGE NO.
RPS-LH	Round point with 48" handle	4.4	31
RPS-DG	Round point with 27" handle and "D" grip	3.6	31
SPS-LH	Square point with 48" handle	4.9	31
SPS-DG	Square point with 27" handle and "D" grip	3.7	31

SCOOP SHOVEL



Large 15" x 19" heavy duty square blade for digging and scooping mud, slush, snow, gravel and other coarse material.

MODEL	DESCRIPTION	WT./@ IN LBS.	PRICE LIST PAGE NO.
SS-ADG	Scoop shovel with 27" handle and grip	3.6	31

Brooms



Heavy-duty broom heads feature a prime lacquered wood block with stiff, chemical resistant Durene bristles. Bracketed fiberglass handles have reinforced nylon male threads. **Order head and handle separately.**

MODEL	DESCRIPTION	WT./@ IN LBS.	PRICE LIST PAGE NO.
P-72-18	18" Broom head only	2.1	31
P-72-24	24" Broom head only with bracket	3.0	31
P-72-30	30" Broom head only with bracket	3.7	31
P-72-36	36" Broom head only with bracket	4.5	31
BMH-48	48" Broom or mop handle	1.2	31
BMH-54	54" Broom or mop handle	1.2	31
BMH-60	60" Broom or mop handle	1.2	31



An economical, general purpose tool for raking fire lines, digging, rolling burning logs, chopping small brush, weeding, and cleaning. The four, tempered steel blades are securely riveted in place on an angle iron frame for maximum durability.

MODEL	DESCRIPTION	WT/@ IN LBS.	PRICE LIST PAGE NO.
FR-5	Fire rake with 60" handle	4.3	31
PCP-5	Replacement handle	2.5	31

QUIC-GRIP™ Smoke Ejector Holder

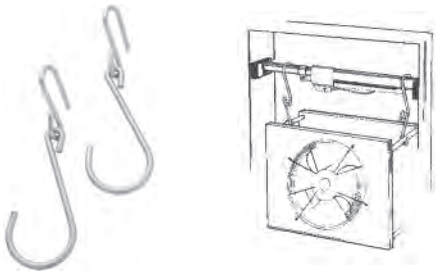


Never lets go!

The only smoke ejector holder that's spring-loaded to reduce damage to door jambs. Holder is strong, lightweight, and easy to handle. A unique locking action exerts maximum pressure for a secure hold against door jambs and window frames. Rubber-cushioned pads tightly grip smooth surfaces, yet are easily adjusted from 29-1/2" to 42-1/2". Made of high-tensile strength materials. Virtually maintenance-free.

Hanging Brackets for Smoke Ejector Holders

Plated hooks for attachment to a smoke ejector unit. Once attached, the large hooks are then placed over the QUIC-GRIP Smoke Ejector Holder for secure hanging in any door or window.



For mounting your Smoke Ejector Holder Zico recommends Model VM-7 Variable Mounts. See page 3-5.

MODEL	DESCRIPTION	WT. IN LBS.	PRICE LIST PAGE NO.
SEH-3	Ejector hanging bracket	6.0/ea.	29
SEH-HB	Hanging bracket set	.8/set	29



A raised handle allows for full 360° rotation without “skinning your knuckles”. This economically priced, light-weight, high-strength, aluminum wrench will open most foam containers with ease.

MODEL	DESCRIPTION	WT./@ IN LBS.	PRICE LIST PAGE NO.
UFCW	Universal foam container wrench	.3	32

REDCO Super Strength Spanner Wrenches

Super-strong, ultra-light, and totally non-sparking, REDCO wrenches are made with the same special anodized alloy aluminum used in the aerospace industry.

Folding pocket spanners fit up to 6” hose couplings. Extra wide pry end for forcible entry and gas shut-off are standard. Features a positive action auto-locking hinge. 1/2” W x 1-7/8” L gas shut-off designed for maximum leverage.



Folds to 6-1/2”



Opens to 11-3/4”

MODEL	DESCRIPTION	WT./@ IN LBS.	PRICE LIST PAGE NO.
FS-501-BR	Folding spanner with belt ring	.45	17



Solid spanner wrenches fit up to 6” hose couplings.

Spanners are available with belt ring and/or Sure-Grip coating. Built-in gas cock shut-off is standard. Solid spanners are 12-1/2” long.

Optional “Sure-Grip” coating provides a durable non-slip surface that won’t get away from you. The bright color makes it easy to see.

For mounting, see Model SW-MBA, page 4-13.

MODEL	DESCRIPTION	WT./@ IN LBS.	PRICE LIST PAGE NO.
FS-502-BR	3-1/2” Spanner with belt ring	.55	17
FS-502-SGBR	3-1/2” Spanner with sure grip & belt ring	.55	17
FS-5026-SGBR	6” Spanner with sure grip & belt ring	.55	17



Model FSW




— OPEN —

— CLOSED —



Model FSW-1



SW-MBA mounting bracket

ZICO spanner wrenches and mounts are constructed of light-weight, high-tensile strength aluminum. Wrenches fit any pin, rocker, or Storz couplings from one to four inches. Gas shut-off built into models FSW-1 and SWA.

FSW and FSW-1 have stainless steel pins and are easy to carry in bunker coat pockets.

SWA solid wrenches available standalone or as set of two with SW-MBSS mount.

SW-MBA bracket can be used with FS-502 and FS-5026 spanner wrenches on previous page.

Dimensions:

Model FSW & Model FSW-1 (with built-in gas shut off and pry): Fold down to 5" and open to 9".

Model SWA solid wrench: 11-1/2" L x 2-1/2" H x 1-3/4" W

Model SW-MBA (bracket only): 7-3/4" L x 2-1/4" H x 4-1/2" W

Model SW-MBSS (bracket w/two solid wrenches): 11-1/2" L x 3-3/4" H x 4-3/4" W

MODEL	DESCRIPTION	WT./@ IN LBS.	PRICE LIST PAGE NO.
FSW	Folding spanner wrench	.3	17
FSW-1	Folding spanner wrench with pry	.5	17
SWA	Spanner wrench	.6	17
SW-MBA	Mounting bracket for 2 model SWA	1.5	17
SW-MBSS	Mounting bracket including 2 model SWA	2.7	17



Model
HIT-HWC-6

Cuts 3/8" to 5/8" thick wire rope cleanly, without crushing or deforming the end of the wire, which is impossible to do with bolt cutters. Heads made of drop-forged and fine-ground alloy steel. Handles are drop-forged aluminum with vinyl cushion grips that won't slip from your grasp.

The smaller HIT-HWC-6 cutters have a spring action and locking mechanism, steel handles, and drop-forged fine ground steel head to easily cut through 1/4" thick wire rope.

MODEL	OVERALL LENGTH	WIRE ROPE	PIANO WIRE	STEEL WIRE	ACSR CABLE	WT./@ IN LBS.	PRICE LIST PAGE NO.
HIT-HWC-6	7-3/4"	1/4"	3/32"	3/16"	---	.7	32
HIT-HWC-9	13-1/2"	3/8"	5/32"	15/64"	1/8"	1.6	32
HIT-HWC-12	20-1/2"	1/2"	3/16"	9/32"	1/4"	3.3	32
HIT-HWC-16	25-1/2"	5/8"	3/64"	11/32"	1/2"	5.3	32

Center-Cut Bolt Cutters

GENERAL PURPOSE (BLACK HEAD)

Suitable for medium-hard and soft bolts, rods, rivets, bars, chains, concrete rods, etc.

Cuts up to Brinell 370 - Rockwell C-40

Exceeds GGG-C-740d Federal Specs



MODEL	DESCRIPTION	CUTS MED. & SOFT	CUTS HRC-40	WT./@ IN LBS.	PRICE LIST PAGE NO.
HIT-450	18" General purpose bolt cutter	5/16"	1/4"	3.9	32
HIT-600	24" General purpose bolt cutter	3/8"	5/16"	6.4	32
HIT-750	30" General purpose bolt cutter	1/2"	11/32"	9.5	32
HIT-900	36" General purpose bolt cutter	5/8"	3/8"	14.5	32
CHO-451	18" Cutter head only	---	---	1.9	32
CHO-601	24" Cutter head only	---	---	2.5	32
CHO-751	30" Cutter head only	---	---	3.8	32
CHO-901	36" Cutter head only	---	---	5.5	32

HI-TENSILE STEEL CUTTER (RED HEAD)

Specially heat-treated to cut harder material like chain links, high-tensile bolts, pre-stressed concrete wire, tempered spring steel wire

Cuts up to Brinell 450 and Rockwell C-48

Exceeds GGG-740d Federal Specs

Our bolt cutters are the highest industrial grade - SECOND TO NONE!

For mounting options, see page 3-17.

MODEL	DESCRIPTION	CUTS	WT./@ IN LBS.	PRICE LIST PAGE NO.
HIT-600-R	24" Hi-tensile bolt cutter	9/32"	6.4	32
HIT-750-R	30" Hi-tensile bolt cutter	5/16"	9.5	32
HIT-900-R	36" Hi-tensile bolt cutter	11/32"	14.5	32
CHO-601-R	24" Cutter head only	---	2.5	32
CHO-751-R	30" Cutter head only	---	3.8	32
CHO-901-R	36" Cutter head only	---	5.5	32



With these Unibolt cutters, fire & rescue teams can easily cut through metal obstructions to release accident victims from entrapment. Designed with larger connecting arms between the jaws and handles to provide optimum leverage. Handles are press-fit to the connecting arms to eliminate any risk of the head coming loose during use.

To mount, use CLPR-125-B Delrin clips at points noted with (*). For clips, see page 3-7.

For general purpose bolt cutters, see page 4-14.
For additional mounting options, see page 3-17.

MODEL	DESCRIPTION	WT./@ IN LBS.	PRICE LIST PAGE NO.
UCC-18	18" Bolt cutter	†4.0	30
UCC-24	24" Bolt cutter	†6.3	30
UCC-30	30" Bolt cutter	†8.2	30
UCC-36	36" Bolt cutter	†12.6	30

†Indicates packaged weight of part.

SAFETY AND CLOTH PRODUCTS

TARPS & RUNNERS

5-2

QUIC-COVER™ Floor Runners

5-2

QUIC-COVER™ Heavy-Duty Tarps

5-2

BAGS

5-3

QUIC-CLOTH™ Canvas Utility Bags

5-3

QUIC-CLOTH™ Heavy-Duty Cribbing Bag

5-3

Floor Runners



Protect wood and carpet from unnecessary damage. Great for high-traffic areas.

3' W x 18' L. Available in lightweight, 6 oz. poly (white over silver) or 18 oz. nylon (yellow).

Grommets in all four corners.

MODEL	DESCRIPTION	WT./@ IN LBS.	PRICE LIST PAGE NO.
ZR-3	6 Ounce, 3' x 18' runner	1.5	29
ZR-2	18 Ounce, 3' x 18', yellow runner	7.3	29

Tarps



These heavy-duty, polyester tarps are the ideal choice for salvage and overhaul operations. Tarps will shield homeowners' furniture and other valuables from smoke, water, and debris; promoting good will and limiting property damage.

Rugged grommets are placed in all four corners and along the hem on two foot centers. Corners and hem are reinforced and double-stitched for maximum durability.

10 and 18 oz. tarps come standard in either yellow or green. Other colors and sizes are available via special order. Special orders require a minimum purchase of five tarps of any one size or color. Pricing may vary.

10 oz. tarps are vinyl-laminated.

18 oz. tarps are vinyl-coated.

MODEL	DESCRIPTION	WT./@ IN LBS.	PRICE LIST PAGE NO.
SC-101-Y	10 Ounce, 9' x 12', yellow	9.4	29
SC-101-G	10 Ounce, 9' x 12', green	9.4	29
SC-102-Y	10 Ounce, 12' x 14', yellow	13.5	29
SC-102-G	10 Ounce, 12' x 14', green	13.5	29
SC-103-Y	10 Ounce, 12' x 18', yellow	18.8	29
SC-103-G	10 Ounce, 12' x 18', green	18.8	29
SC-104-Y	10 Ounce, 14' x 18', yellow	21.0	29
SC-104-G	10 Ounce, 14' x 18', green	21.0	29
SC-181-Y	18 Ounce, 9' x 12', yellow	19.0	29
SC-181-G	18 Ounce, 9' x 12', green	19.0	29
SC-182-Y	18 Ounce, 12' x 14', yellow	23.6	29
SC-182-G	18 Ounce, 12' x 14', green	23.6	29
SC-183-Y	18 Ounce, 12' x 18', yellow	31.7	29
SC-183-G	18 Ounce, 12' x 18', green	31.7	29
SC-184-Y	18 Ounce, 14' x 18', yellow	35.3	29
SC-184-G	18 Ounce, 14' x 18', green	35.3	29

Canvas Utility Bag



Rugged Canvas Utility Bags may be used to dependably carry and store a multitude of items. Both bags feature a double layer bottom and long, fabric carrying handles.

Model CB-4 is constructed of 25-oz. canvas duck and measures 16-1/2" W x 9" D x 17" H.

Model CB-10 is constructed of 25-oz. canvas duck and measures 12" W x 6" D x 13" H.

MODEL	DESCRIPTION	WT./@ IN LBS.	PRICE LIST PAGE NO.
CB-4	Canvas utility bag - large	1.7	33
CB-10	Canvas utility bag - small	1.1	33

Heavy Duty Cribbing Bag

An easy and economical way to store and transport cribbing for rescue operations.

Long carrying handles and a padded shoulder strap facilitate carrying around the scene. Strap may be quickly detached when not desired.

18" W x 10-1/2" D x 14-1/2" H. Made with rugged, 25 oz. canvas duck.



MODEL	DESCRIPTION	WT./@ IN LBS.	PRICE LIST PAGE NO.
CB-CS	Cribbing bag with carrying strap	3.5	33

Note: Cribbing not provided with bag.

LIGHTING EQUIPMENT

LIGHTS & LIGHT BRACKETS

8-2 & 8-3

Parking Light

8-2

Ground Light

8-2

Vehicle Ladder Light - Light Only

8-3

AUDIO/VISUAL ALARMS

8-3



Shown: Stainless steel LED

Ideal for reversing and parking fire apparatus, rescue vehicles, and ambulances.

Housing available with a polished stainless steel or bare aluminum finish. Aluminum housing may be painted to match the finish of the vehicle.

Easily mounted. Uses a standard PAR36 halogen or LED bulb that can be easily replaced.

Neoprene gasket provided with stainless steel parking light to lock out moisture.

LED delivers 450 lumens and draws 550mA @ 12V or 300mA @ 24V.

MODEL	DESCRIPTION	WT./@ IN LBS.	PRICE LIST PAGE NO.
ZQL-ARV-H7614	Aluminum parking light - not painted	2.6	33
ZQL-SS-H7614	Stainless steel parking light	3.2	33
ZQL-ARV-LED	Aluminum parking light - not painted LED	2.7	33
ZQL-SS-LED	Stainless steel parking light - LED	3.3	33

Ground Light



Ground lights provide illumination around the vehicle, maximizing visibility and safety on the scene.

Aluminum bracket is designed for use with the Signal-Stat 4100 light. The bracket has pre-drilled holes on two angular surfaces to simplify mounting to apparatus.

The light itself bolts directly to the bracket via pre-drilled holes. Components may be ordered separately (right) or completely assembled (left).



MODEL	DESCRIPTION	WT./@ IN LBS.	PRICE LIST PAGE NO.
GLB	Bracket only	1.2	33
GLL	Light only	.8	33
GLB/L	Bracket with light	2.0	33



Bright white LED in aluminum housing with white ABS plastic cover.

Includes hardware and wiring.

Sold each.

Specifications:

Brightness/Flux: 136 lumens

Color Temp/Appearance: 5700K (Bright White)

Average Life: 6000 hours

Wattage: 1.8W Max.

MODEL	DESCRIPTION	WT./@ IN LBS.	PRICE LIST PAGE NO.
ZQL-LED	Vehicle Ladder Light - Light Only	.5	33

For full Vehicle Ladder Light Assembly, see Model RL-LED, page 3-63.

Audio/Visual Alarm



Intermittent audible warning and flashing light designed to avoid accidents when reversing. Provides clear audio and visual warning.

Formerly sold with the QUIC-LIFT® System under Model No. LAS-AVA or Part No. 3097-105-145.

MODEL	DESCRIPTION	WT./@ IN LBS.	PRICE LIST PAGE NO.
AVA	Audio/Visual alarm	.3	33

WANT TO TRY BEFORE YOU BUY?



Have your eye on a mount but not sure if it will fit in the compartment?

Hunting for the perfect extrication tool holders?

Want to get hands-on with an SCBA bracket?

Just need something in-house to show the truck committee?

Did you know that you can request many of our products for 30 days of testing & evaluation before making a purchase?

It's true! Call us today at 1-800-711-FIRE for all the details.

UPGRADING TO 5.5 CYLINDERS?

Our EZ-LOC, Rol-Loc, QUIC-Lock, and Hands-Free Electric Bracket can accommodate your new 5.5 SCBAs inside the cab—without needing all new seats!



NEED A PRODUCT MANUAL?

Have questions on product operation or mounting procedure? Need dimensional drawings or parts breakdowns? Visit us online for hundreds of up-to-date technical manuals.

To access, click the "REFERENCE" button on our homepage navigation bar, then scroll down to the "Product Parts Lists and Reference Manuals" option. Once there, you can search by manual number, model number, or product name and download the PDF you need.



== BROWSE OUR PRODUCTS ONLINE ==



Visit our website to browse our full line of products, view product manuals, and sign up for our monthly e-newsletter

www.ziamatic.com



facebook

Like us on Facebook to connect with others, share ideas, and discover new and creative new ways to organize your apparatus

www.facebook.com/ziamatic



twitter

Follow us on Twitter for the latest news, information, images, contests, trade show announcements, and more

www.twitter.com/ziamatic



YouTube

Subscribe to us on Youtube for video demonstrations, technical instruction, and hands-on product reviews

www.youtube.com/ziamatic